

**PROJECT: NZMA CARBINE ROAD**  
**ADDRESS: 56-60 CARBINE ROAD, MT WELLINGTON**  
**CLIENT: NZMA**

**LEGAL DESCRIPTION**  
**LOT 2 DP144671**

**DRAWING LIST:**

No.	TITLE	SCALE	REV.
A-00	COVER SHEET - SITE & LOCATION	NTS @A3	
A-01	DRAWING REGISTER	NTS @A3	
A-02	FLOOR PLAN: PROPOSED SITE PLAN	1:500 @A3	
B-00	FLOOR PLAN: EXISTING & DEMO	1:200 @A3	E
B-00a	FLOOR PLAN: EXISTING & DEMO 1st FLOOR	1:200 @A3	
B-01	FLOOR PLAN: PROPOSED LAYOUT	1:200 @A3	F
B-01a	FLOOR PLAN: PROPOSED LAYOUT 1st FLOOR	1:200 @A3	F
B-02	FLOOR PLAN: BUILDING WORKS	1:200 @A3	D
B-02a	FLOOR PLAN: BUILDING WORKS 1st FLOOR	1:200 @A3	
B-03	FLOOR PLAN: ELECTRICAL	1:200 @A3	B
B-03a	FLOOR PLAN: ELECTRICAL 1st FLOOR	1:200 @A3	
B-04	FLOOR PLAN: PLUMBING PLAN	1:200 @A3	
B-05	FLOOR PLAN: HOT & COLD WATER PLAN	1:200 @A3	
B-06	FLOOR PLAN: FLOORING & FINISHES	1:200 @A3	C
B-07	FLOOR PLAN: FLOORING 1ST FLOOR	As noted @A3	
B-08	FLOOR PLAN: LIGHTING PLAN	1:200 @A3	A
B-10	FLOOR PLAN: ACCESSIBILITY	1:500 @A3	
C-00	PROPOSED LOBBY & STAIRS PLAN	1:50 @A3	B
C-01	PROPOSED LOBBY & STAIRS ELEVATION	1:50 @A3	D
C-02	ELEVATIONS: LOBBY/MTG RM	1:50 @A3	
C-03	ELEVATIONS: GYM	1:50 @A3	
C-04	ELEVATIONS: GYM	1:50 @A3	
C-05	ELEVATIONS: LOBBY	1:50 @A3	
D-00	PARTITION DETAILS	1:5 @A3	A
D-01	PARTITION DETAILS: POTTERS C SERIES	1:5 @A3	
D-02	DETAILS: SHOWER	As noted @A3	
D-03	STAIRS DETAIL 1	As noted @A3	
D-04	STAIRS DETAIL 2	As noted @A3	
D-05	STAIRS DETAIL 3	As noted @A3	
D-06	STAIRS DETAIL 4: BALUSTRADE	As noted @A3	A
E-00	DOOR SCHEDULE	NTS @A3	C

1 SITE LOCATION  
 Not To Scale

GENERAL NOTES

- CONTRACTORS ARE REQUIRED TO VISIT THE SITE PRIOR TO TENDERING TO ASCERTAIN ALL LOCAL CONDITIONS & RESTRICTIONS LIKELY TO AFFECT THE EXECUTION OF THE NEW WORKS ETC.
- ALL WORKS SHALL COMPLY WITH THE BUILDING ACT
- THE SETTING OUT OF THE WORKS SHALL BE SOLE RESPONSIBILITY OF THE MAIN CONTRACTOR.
- CONTRACTOR SHALL VERIFY ALL THE EXISTING & NEW DIMENSIONS ON SITE PRIOR TO COMMENCEMENT OF WORK.
- ANY BUILDING MATERIAL DEFECTS OR BAD WORKMANSHIP SHALL BE AT THE CONTRACTORS FULL RESPONSIBILITY TO PLACE & MAKE GOOD TO BEST TRADE PRACTICE AT NO EXTRA COSTS TO THE CLIENT.
- ALL ELECTRICAL & PAINT WORK SHALL COMPLY WITH THE BUILDING ACT.
- NO DESIGN LEAD VARIATIONS OUTSIDE OF THE APPROVED CONTRACT ARE TO BE CARRIED OUT WITHOUT THE CLIENTS WRITTEN APPROVAL.
- ONSITE VARIATIONS CRITICAL TO THE COMPLETION OF THE PROJECT CAN BE AUTHORISED BY THE PROJECT MANAGER ON BEHALF THE CLIENT.
- ALL UNSPECIFIED WORK TO COMPLY WITH NZ3604:2011 & ITS AMENDMENTS.
- ALL PLANS TO BE READ IN CONJUNCTION WITH FIRE REPORT.

**BUILDING CONSENT - 7/9/21**

	PROJECT	NZMA CARBINE ROAD	DATE:	07/09/21	REVISION		ISSUE
			SCALE:	NTS @A3			
	CLIENT	NZMA	DRAWN:	TN	PROJECT #	21-24	SIGN-OFF DATE:
			CHKD:	ME	DWG #	A-00	CLIENT SIGN-OFF:
BUILDING E. 42 TAWA DRIVE ALBANY, AUCKLAND 0632 Mob: +64 21 959292   www.elerydesign.co.nz		These drawings are copyright of Elery Design Ltd - do not scale this drawing - check all dimensions on site					

**Project**

Name: NZMA CARBINE ROAD

Number: 21-24

Page: 1 of 1

Day	1	18	10	18	31	1	7													
Month	6	6	8	8	8	9	9													
Year	21	21	21	21	21	21	21													

By	TN	TN	TN	TN	TN	TN	TN													
----	----	----	----	----	----	----	----	--	--	--	--	--	--	--	--	--	--	--	--	--

Sheet No.	Sheet Title
A-00	COVER SHEET - SITE & LOCATION
A-01	DRAWING REGISTER
A-02	FLOOR PLAN: PROPOSED SITE PLAN
B-00	FLOOR PLAN: EXISTING & DEMO
B-00a	FLOOR PLAN: EXISTING & DEMO 1st FLOOR
B-01	FLOOR PLAN: PROPOSED LAYOUT
B-01a	FLOOR PLAN: PROPOSED LAYOUT 1st FLOOR
B-02	FLOOR PLAN: BUILDING WORKS
B-02a	FLOOR PLAN: BUILDING WORKS 1st FLOOR
B-03	FLOOR PLAN: ELECTRICAL
B-03a	FLOOR PLAN: ELECTRICAL 1st FLOOR
B-04	FLOOR PLAN: PLUMBING PLAN
B-05	FLOOR PLAN: HOT & COLD WATER PLAN
B-06	FLOOR PLAN: FLOORING & FINISHES
B-07	FLOOR PLAN: FLOORING 1ST FLOOR
B-08	FLOOR PLAN: LIGHTING PLAN
B-10	FLOOR PLAN: ACCESSIBILITY
C-00	PROPOSED LOBBY & STAIRS PLAN
C-01	PROPOSED LOBBY & STAIRS ELEVATION
C-02	ELEVATIONS: LOBBY/MTG RM
C-03	ELEVATIONS: GYM
C-04	ELEVATIONS: GYM
C-05	ELEVATIONS: LOBBY
D-00	PARTITION DETAILS
D-01	PARTITION DETAILS: POTTERS C SERIES
D-02	DETAILS: SHOWER
D-03	STAIRS DETAIL 1
D-04	STAIRS DETAIL 2
D-05	STAIRS DETAIL 3
D-06	STAIRS DETAIL 4: BALUSTRADE
E-00	DOOR SCHEDULE

Size	Revision
A3	- - - - - - - -
A3	- - - - - - - -
A3	- - - - - - - -
A3	- - E E E E E E
A3	- - - - - - - -
A3	- - E E F F F
A3	- - - - - - - -
A3	- - C C D D D
A3	- - - - - - - -
A3	- - A A A B B
A3	- - - - - - - -
A3	- - - - - - - -
A3	- - - - - - - -
A3	- - B B C C C
A3	- - - - - - - -
A3	- - A A A A A
A3	- - - - - - - -
A3	- - - - - - - -
A3	- - - - - - - -
A3	- - A A B B B
A3	- - A B C D D
A3	- - - - - - - -
A3	- - - - - - - -
A3	- - - - - - - -
A3	- - - - - - - -
A3	- - A A A A A
A3	- - - - - - - -
A3	- - - - - - - -
A3	- - - - - - - -
A3	- - - - - - - -
A3	- - - - - - - -
A3	- - - - - - - -
A3	- - A A - A A
A3	- - A A B B B C

Issue #	1	2	3	4	5	6	7	8	9	10	11	12	13	14	15	16	17	18	19	20
---------	---	---	---	---	---	---	---	---	---	----	----	----	----	----	----	----	----	----	----	----

**Distribution**


Name	Company/Organisation
N/A	FOR TENDER - TBC
MIKE INWOOD	HOLMES FIRE
MARK ELLERY	ELLERY DESIGN
BC OFFICER	AUCKLAND COUNCIL
JOSHUA JAM	RICHARDS CONSULTING ENGINEERING

Copies																				
1		1				1														
	1																			
1	1	1	1	1	1	1	1													

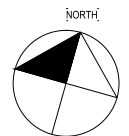
A: Approval C: Const. X: Info P: Pricing R: Records T: Tender
D: DXF/DWG H: Hardcopy N: Negative P: PDF V: VectorWorks
F: Fax P: Post N: Exp. Post C: Courier E: Email B: By Hand

Reason	P	X	T	A	C	C	A
Media	P	P	P	P	P	P	
Method	E	E	E	E	E	E	

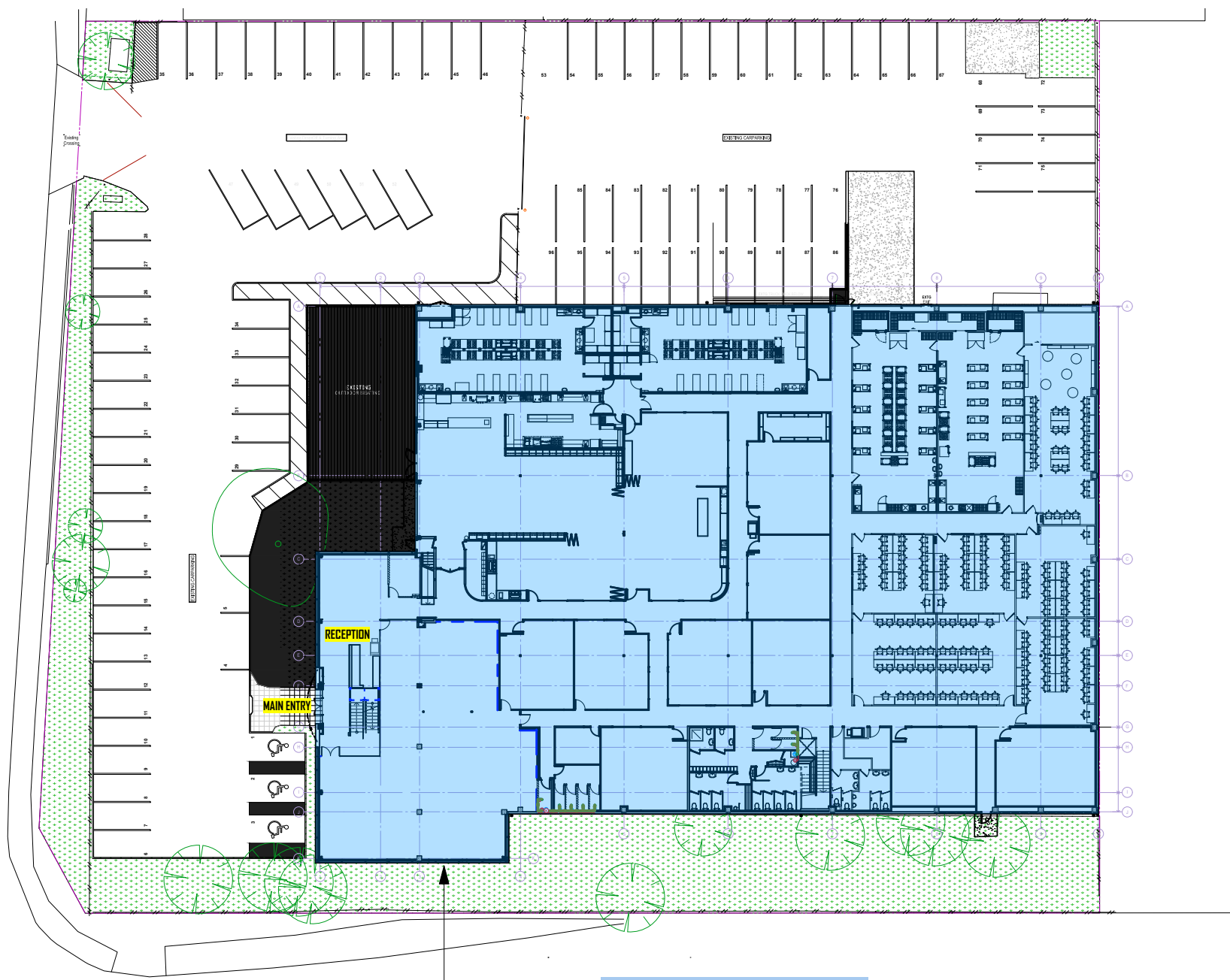
**BUILDING CONSENT - 7/9/21**

	PROJECT	NZMA CARBINE ROAD	DATE:	07/09/21	REVISION		ISSUE	
			SCALE:	NTS@A3				
	CLIENT	NZMA	DRAWN:	TN	PROJECT #	21-24	SIGN-OFF DATE:	
	DWG	DRAWING REGISTER	CHKD:	ME	DWG #	A-01	CLIENT SIGN-OFF:	

BUILDING E, 42 TAWA DRIVE, ALBANY, AUCKLAND 0632. Mob: +64 21 959292 | www.ellerydesign.co.nz



CARBINE ROAD



LOT 2 DP144671  
56-60 CARBINE RD  
GROUND FLOOR FOOTPRINT 2967SQM

SOUTH-EASTERN HIGHWAY

1 PROPOSED SITE PLAN (GND FLOOR)  
A-02 Scale: 1:500

**BUILDING CONSENT - 7/9/21**

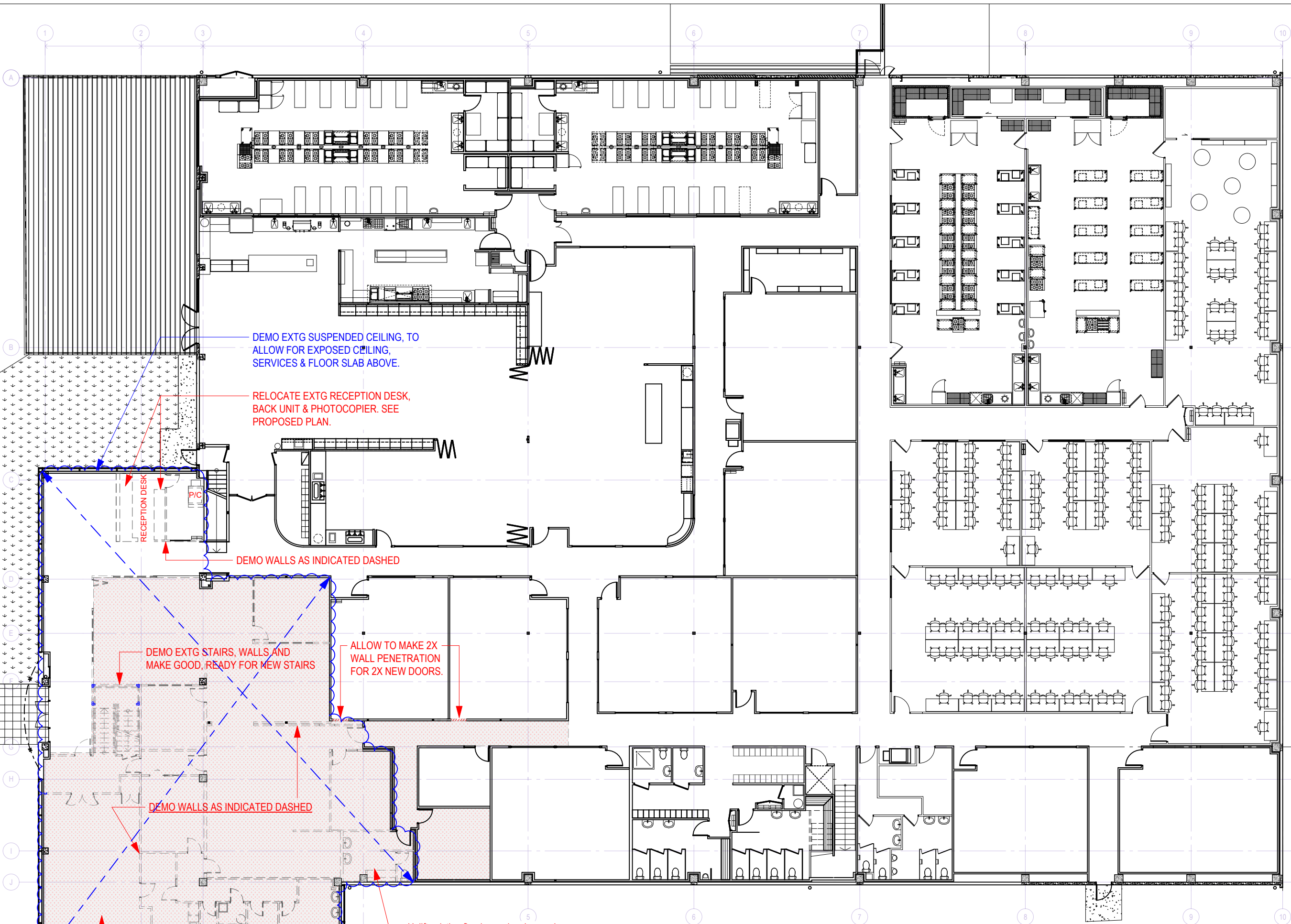
	PROJECT NZMA CARBINE ROAD	DATE: 31/08/21	REVISION	ISSUE
	CLIENT NZMA	SCALE: 1:500 @A3	PROJECT # 21-24	SIGN-OFF DATE:
	DWG FLOOR PLAN: PROPOSED SITE PLAN	DRAWN: TN CHKD: ME	DWG # A-02	CLIENT SIGN-OFF:

ISSUE	DATE	REVISION

BUILDING E, 42 TAWA DRIVE  
ALBANY, AUCKLAND 0632  
Mob: +64 21 959292 | www.ellerydesign.co.nz  
These drawings are copyright of Elery Design Ltd - do not scale this drawing - check all dimensions on site

**EXTG & DEMO LEGEND:**

	EXTG. CONCRETE WALLS
	EXTG. INTERNAL WALLS
	EXTG. WALLS & DOORS TO BE REMOVED OR DEMOLISHED
	EXTG. FLOORING FINISH TO BE REMOVED/DEMOLISHED
	GENERAL AREA TO BE DEMOLISHED



**1** EXISTING & DEMO PLAN (GND FLOOR)  
 B-00 Scale: 1:200

**BUILDING CONSENT - 7/9/21**

ISSUE	DATE	REVISION
E	9/8/21	Revised areas to demo & ceiling removal.
D	29/7/21	Demo extg toilet lining/fix/flooring.
C	28/7/21	Changes to retain & demo walls as marked.
B	19/7/21	OPTION B LAYOUT. KEEP ROOMS / TOILET








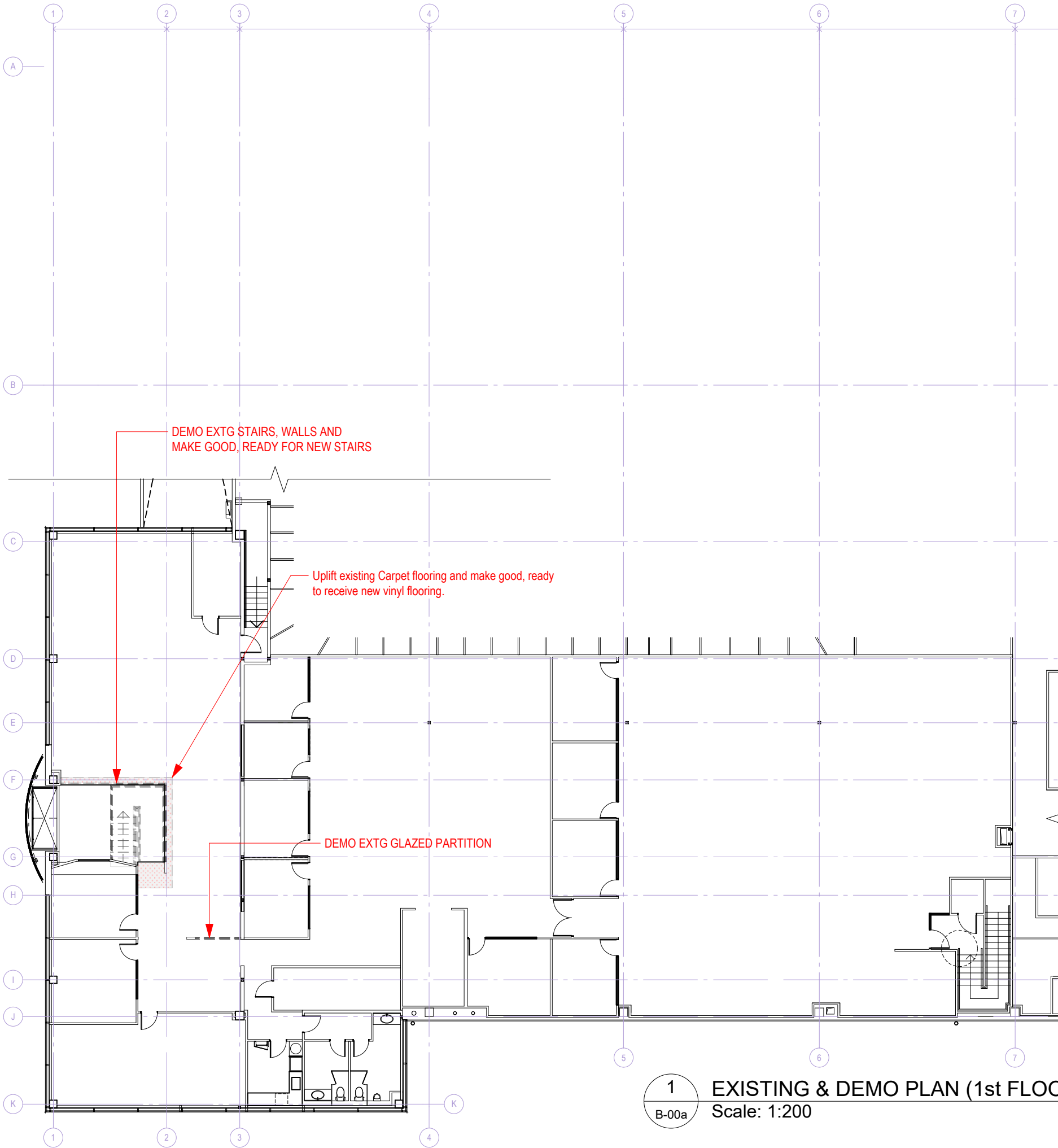
PROJECT	NZMA CARBINE ROAD
CLIENT	NZMA
DWG	FLOOR PLAN: EXISTING & DEMO

DATE:	09/08/21	REVISION	<b>E</b>	ISSUE
SCALE:	1:200 @A3	PROJECT #	21-24	SIGN-OFF DATE:
DRAWN:	TN	CHKD:	ME	CLIENT SIGN-OFF:
			DWG #	<b>B-00</b>

BUILDING E, 42 TAWA DRIVE ALBANY, AUCKLAND 0632 Mob: +64 21 959292 | www.ellerydesign.co.nz These drawings are copyright of Ellery Design Ltd - do not scale this drawing - check all dimensions on site

**EXTG & DEMO LEGEND:**

	EXTG. CONCRETE WALLS
	EXTG. INTERNAL WALLS
	EXTG. WALLS & DOORS TO BE REMOVED OR DEMOLISHED
	EXTG. FLOORING FINISH TO BE REMOVED/DEMOLISHED
	GENERAL AREA TO BE DEMOLISHED



**1** EXISTING & DEMO PLAN (1st FLOOR)  
 Scale: 1:200  
 B-00a

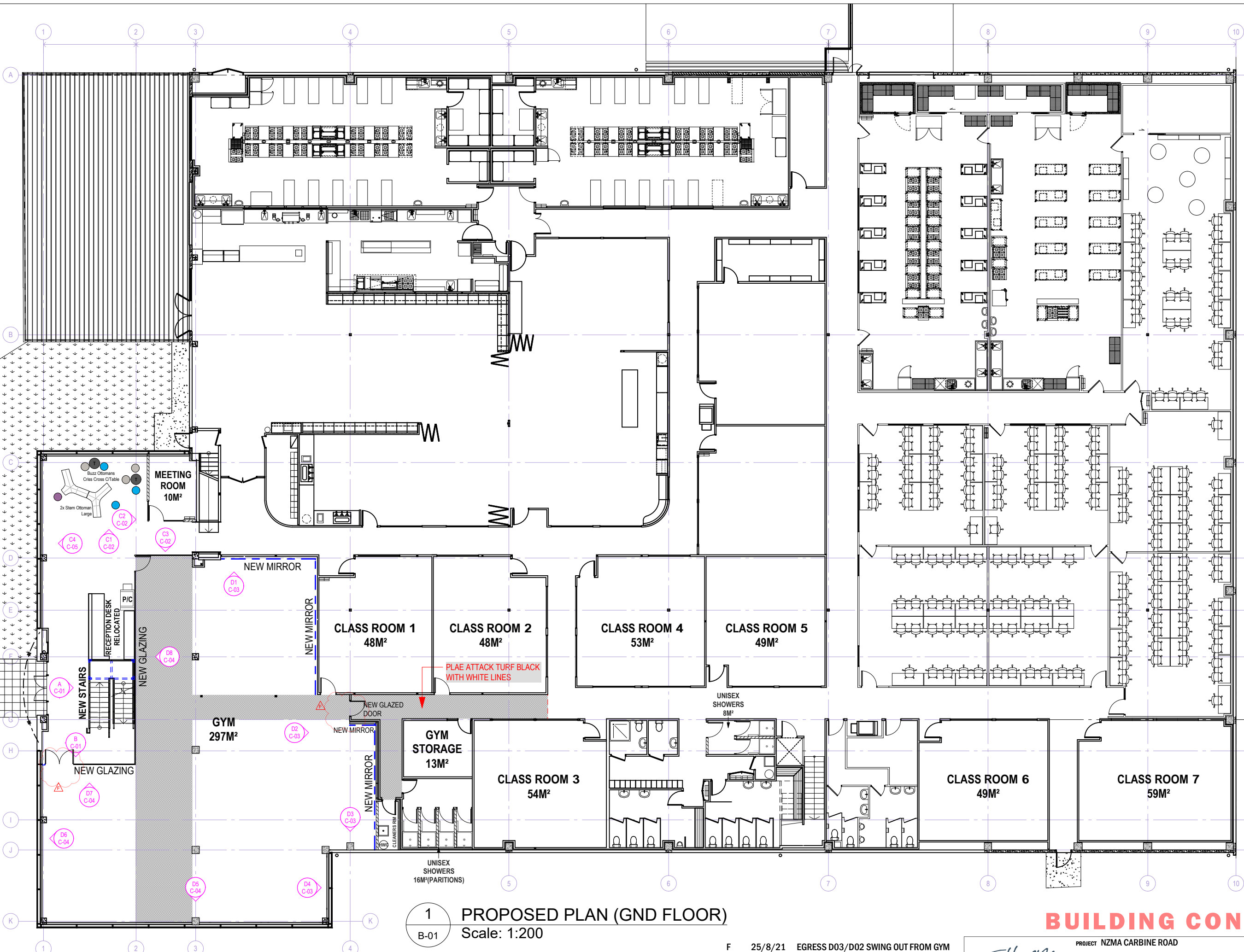
**BUILDING CONSENT - 7/9/21**

	PROJECT NZMA CARBINE ROAD	DATE: 07/09/21	REVISION	ISSUE
	CLIENT NZMA	SCALE: 1:200 @A3	DRAWN: TN	PROJECT # 21-24
		CHKD: ME	DWG # B-00a	CLIENT SIGN-OFF:
DWG FLOOR PLAN: EXISTING & DEMO 1st FLOOR		These drawings are copyright of Elery Design Ltd - do not scale this drawing - check all dimensions on site		

ISSUE	DATE	REVISION

**GENERAL LEGEND:**

	EXISTING WALLS
	NEW WALL
<b>D.01</b>	DOOR NUMBER
<b>W.01</b>	WINDOW NUMBER



**1** PROPOSED PLAN (GND FLOOR)  
B-01 Scale: 1:200

**BUILDING CONSENT - 7/9/21**

F	25/8/21	EGRESS D03/D02 SWING OUT FROM GYM
E	9/8/21	SHOWERS TB UNISEX. HWC RM.
D	5/8/21	DEMO NON-LOAD BEARING WALLS.
C	29/7/21	MALE/FEMALE SHOWERS PROPOSED
ISSUE	DATE	REVISION





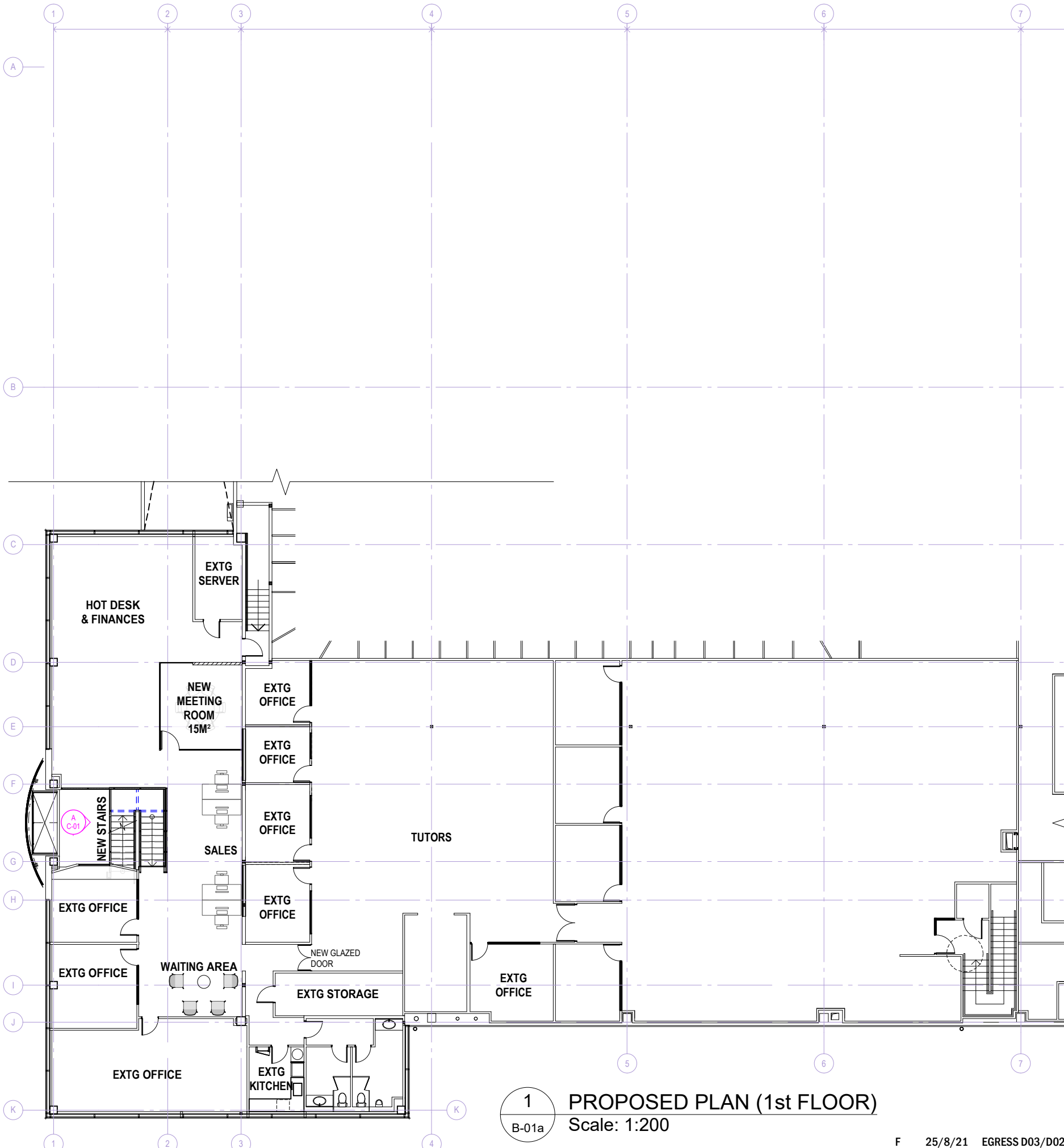
PROJECT	NZMA CARBINE ROAD
CLIENT	NZMA
DWG	FLOOR PLAN: PROPOSED LAYOUT

DATE:	25/08/21	REVISION	<b>F</b>	ISSUE
SCALE:	1:200 @A3	PROJECT #	<b>21-24</b>	SIGN-OFF DATE:
DRAWN:	TN	CHKD:	ME	CLIENT SIGN-OFF:
DWG #	<b>B-01</b>			

BUILDING E, 42 TAWA DRIVE ALBANY, AUCKLAND 0632 Mob: +64 21 959292 | www.ellerydesign.co.nz These drawings are copyright of Elery Design Ltd - do not scale this drawing - check all dimensions on site

**GENERAL LEGEND:**

	EXISTING WALLS
	NEW WALL
<b>D.01</b>	DOOR NUMBER
<b>W.01</b>	WINDOW NUMBER



**1** PROPOSED PLAN (1st FLOOR)  
Scale: 1:200  
B-01a

**BUILDING CONSENT - 7/9/21**

F	25/8/21	EGRESS D03/D02 SWING OUT FROM GYM
E	9/8/21	SHOWERS TB UNISEX. HWC RM.
D	5/8/21	DEMO NON-LOAD BEARING WALLS.
C	29/7/21	MALE/FEMALE SHOWERS PROPOSED
ISSUE	DATE	REVISION



PROJECT	NZMA CARBINE ROAD	DATE:	25/08/21	REVISION	<b>F</b>	ISSUE
CLIENT	NZMA	SCALE:	1:200 @A3	PROJECT #	21-24	SIGN-OFF DATE:
DWG	FLOOR PLAN: PROPOSED LAYOUT 1st FLOOR	DRAWN:	TN	CHKD:	ME	CLIENT SIGN-OFF:
				DWG #	B-01a	

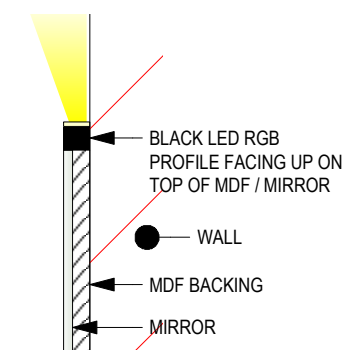
BUILDING E, 42 TAWA DRIVE ALBANY, AUCKLAND 0632 Mob: +64 21 959292 | www.elerydesign.co.nz These drawings are copyright of Elery Design Ltd - do not scale this drawing - check all dimensions on site

**GENERAL LEGEND:**

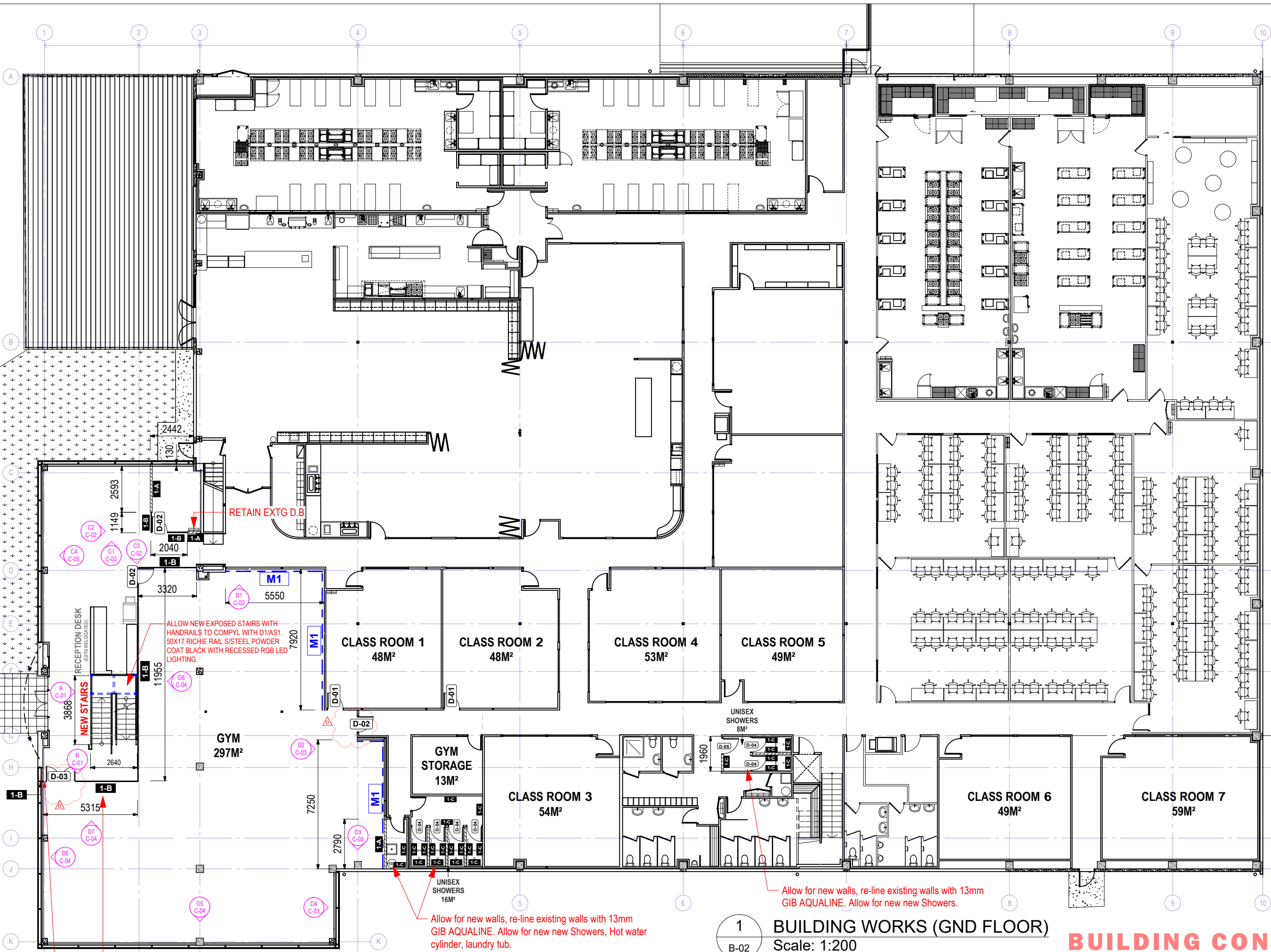
	EXISTING WALLS
	NEW WALL
<b>D.01</b>	DOOR NUMBER
<b>W.01</b>	WINDOW NUMBER

**PARTITION LEGEND:**

<b>1-A</b>	1-A FULL HEIGHT STANDARD 92 STEEL STUD PARTITION. FLOOR SLAB TO UNDERSIDE OF CONCRETE SLAB ABOVE. WITH GIB NOISELINE & ACOUSTIC SOUND BLANKET.
<b>1-B</b>	1-B FULL HEIGHT GLAZING - POTTERS C SERIES 45 GLAZING SUITE. FLOOR SLAB TO UNDERSIDE OF CONCRETE SLAB ABOVE.
<b>1-C</b>	1-C STANDARD 92 STEEL STUD PARTITION WITH GIB AQUALINE & ACOUSTIC SOUND BLANKET. FFL TO UNDERSIDE OF SUSPENDED CEILING 2600AFFL
<b>M1</b>	M1 GLUE FIX MIRROR TO MDF BACK BOARD. ALLOW LED TO TOP OF MIRROR. SEE MIRROR SECTION DETAIL ON DWG#2



**2**  
B-02 M1 - MIRROR SECT. Scale: 1:8



**1**  
B-02 BUILDING WORKS (GND FLOOR) Scale: 1:200

**BUILDING CONSENT - 7/9/21**

**1-B** Potters C series 45 full glazing suite. up to underside of extg 3140h floor slab above. [D-03] ds series 75mm glass door 90° double swing 1620w door.  
 Allow for 150PFC-75 up to underside of existing 360 UB51 beam above. Allow for fixing to slab below & 360 UB51 beam above.

Allow for new walls, re-line existing walls with 13mm GIB AQUALINE. Allow for new new Showers, Hot water cylinder, laundry tub.

Allow for new walls, re-line existing walls with 13mm GIB AQUALINE. Allow for new new Showers.

ISSUE	DATE	REVISION
D	25/8/21	EGRESS D03/D02 SWING OUT FROM GYM
C	9/8/21	NEW SHOWERS TO BE UNISEX.
B	19/7/21	LAYOUT B. KEEP ROOM / TOILET
A	12/7/21	CLASS RM 1 DOOR MOVED (AWAY FM SHS)

**Ellery DESIGN**

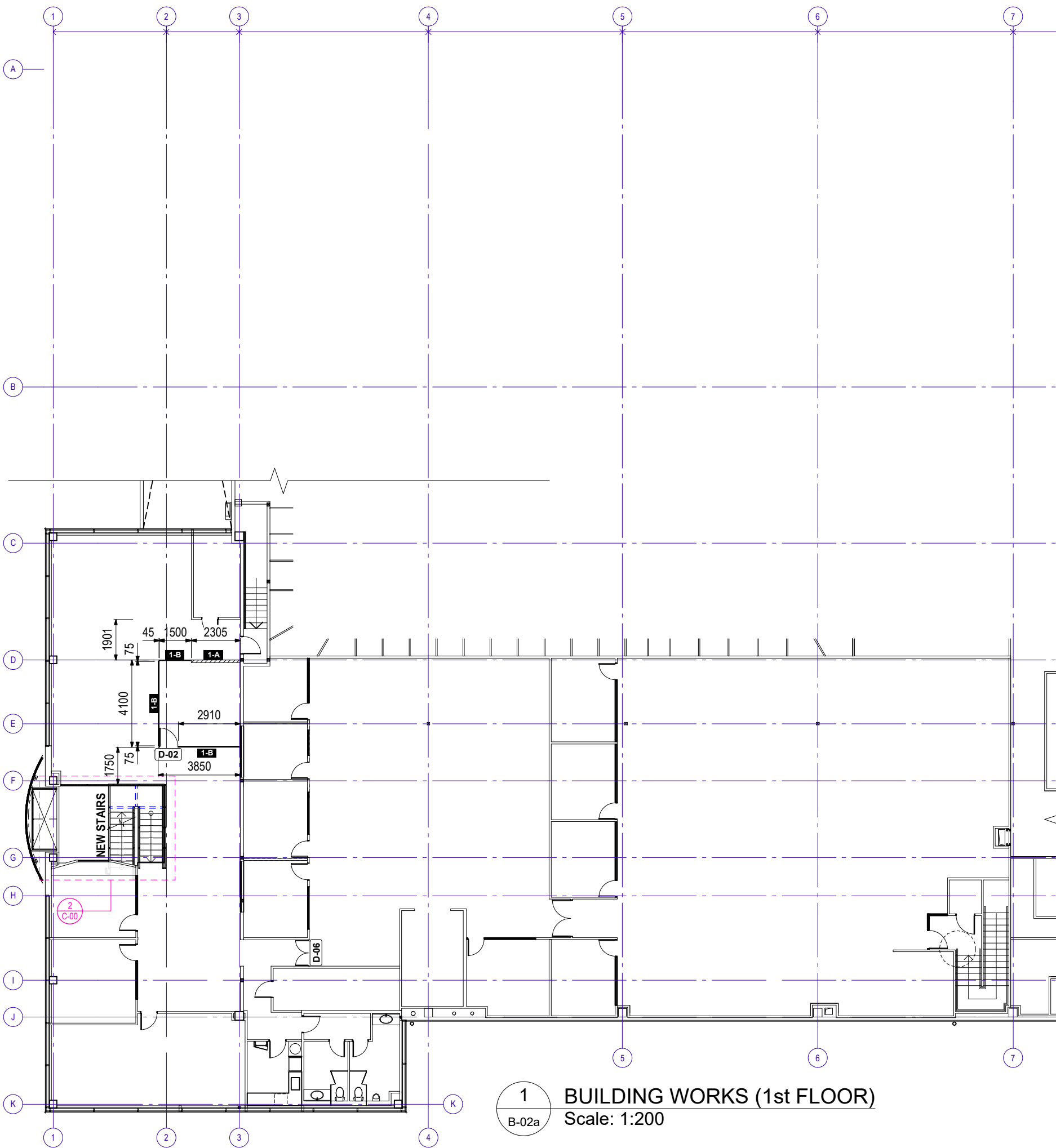
BUILDING E. 42 TAWA DRIVE  
ALBANY, AUCKLAND 0632  
Mob: +64 21 959292 | www.ellerydesign.co.nz

PROJECT	NZMA CARBINE ROAD
CLIENT	NZMA
DWG	FLOOR PLAN: BUILDING WORKS

DATE:	25/08/21	REVISION	<b>D</b>	ISSUE
SCALE:	1:200@A3	PROJECT #	<b>21-24</b>	SIGN-OFF DATE:
DRAWN:	TN	DWG #	<b>B-02</b>	CLIENT SIGN-OFF:
CHKD:	ME			

These drawings are copyright of Ellery Design Ltd - do not scale this drawing - check all dimensions on site





1 BUILDING WORKS (1st FLOOR)  
 B-02a Scale: 1:200

**GENERAL LEGEND:**

	EXISTING WALLS
	NEW WALL
<b>D.01</b>	DOOR NUMBER
<b>W.01</b>	WINDOW NUMBER

**PARTITION LEGEND:**

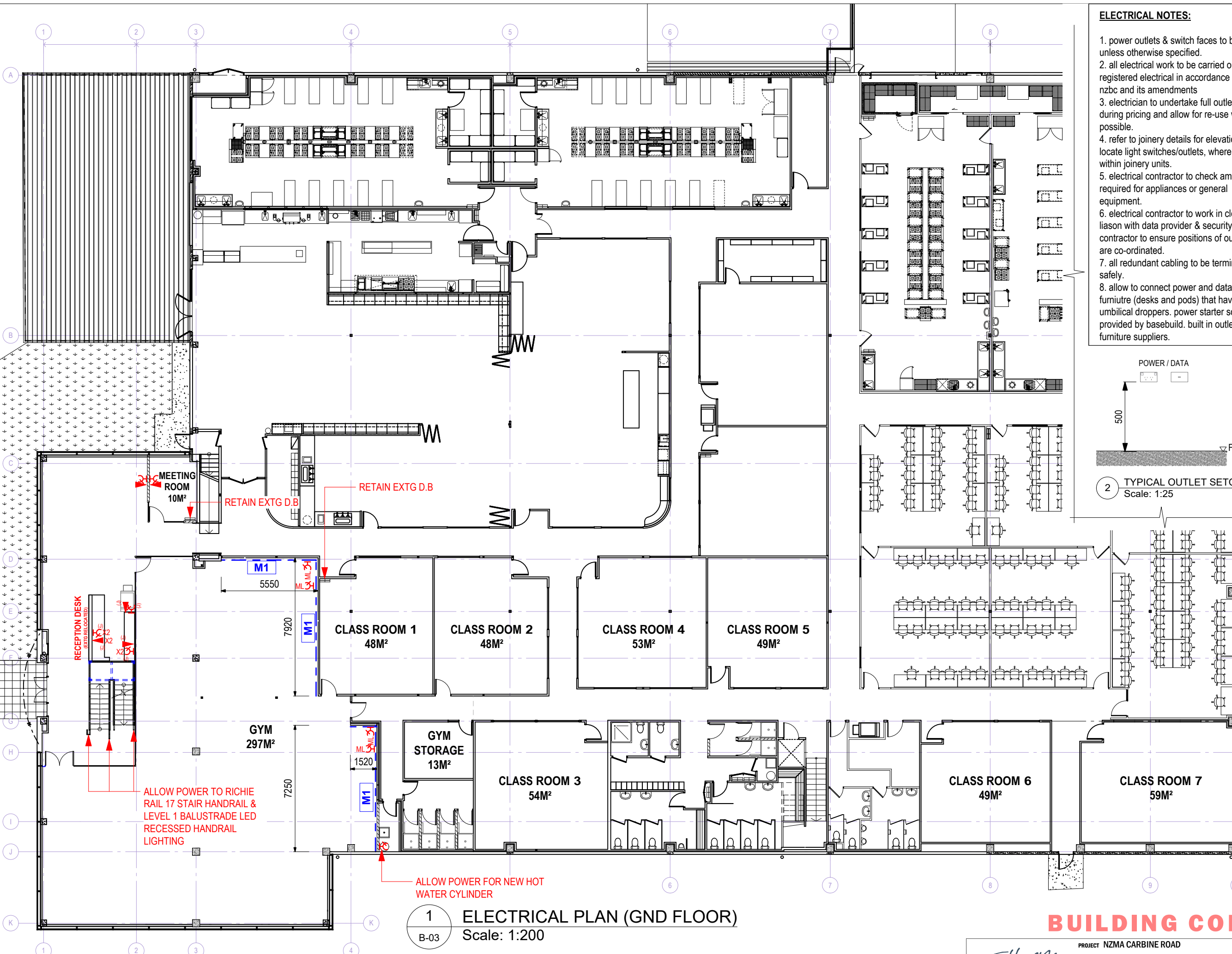
<b>1-A</b>	1-A FULL HEIGHT STANDARD 92 STEEL STUD PARTITION. FLOOR SLAB TO UNDERSIDE OF CONCRETE SLAB ABOVE. WITH GIB NOISELINE & ACOUSTIC SOUND BLANKET.
<b>1-B</b>	1-B FULL HEIGHT GLAZING - POTTERS C SERIES 45 GLAZING SUITE. FLOOR SLAB TO UNDERSIDE OF CONCRETE SLAB ABOVE.
<b>1-C</b>	1-C STANDARD 92 STEEL STUD PARTITION WITH GIB AQUALINE & ACOUSTIC SOUND BLANKET. FFL TO UNDERSIDE OF SUSPENDED CEILING 2600AFFL

**BUILDING CONSENT - 7/9/21**

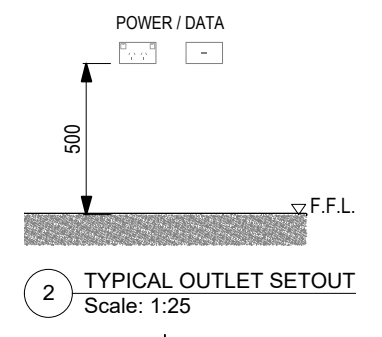
 BUILDING E, 42 TAWA DRIVE ALBANY, AUCKLAND 0632 Mob: +64 21 959292   www.ellerydesign.co.nz	PROJECT NZMA CARBINE ROAD	DATE: 07/09/21	REVISION	ISSUE
	CLIENT NZMA	SCALE: 1:200 @A3	DRAWN: TN	PROJECT # 21-24
	DWG FLOOR PLAN: BUILDING WORKS 1st FLOOR	CHKD: ME	DWG # B-02a	CLIENT SIGN-OFF:

ISSUE	DATE	REVISION

These drawings are copyright of Ellery Design Ltd - do not scale this drawing - check all dimensions on site

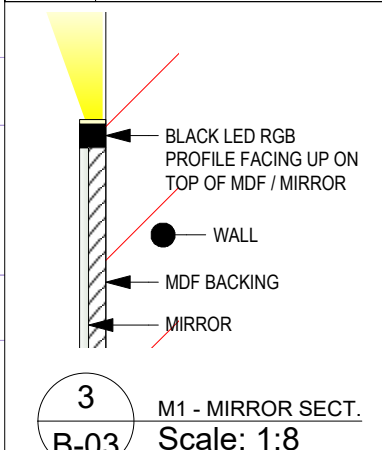


- ELECTRICAL NOTES:**
- power outlets & switch faces to be white unless otherwise specified.
  - all electrical work to be carried out by a registered electrical in accordance with the nzbrc and its amendments
  - electrician to undertake full outlet audit during pricing and allow for re-use where possible.
  - refer to joinery details for elevations to locate light switches/outlets, where shown within joinery units.
  - electrical contractor to check amps required for appliances or general equipment.
  - electrical contractor to work in close liaison with data provider & security contractor to ensure positions of outlets are co-ordinated.
  - all redundant cabling to be terminated safely.
  - allow to connect power and data to all furniture (desks and pods) that have umbilical droppers. power starter sockets provided by basebuild. built in outlets by furniture suppliers.



**ELECTRICAL LEGEND:**

	NEW SINGLE POWER OUTLET MOUNTED AT STD HEIGHT OF 500MM AFFL.
	NUMBER DENOTES HEIGHT MOUNTED IF DIFFERENT FROM STD HEIGHT (IE. 900MM AFFL)
	NUMBER DENOTES NUMBER OF NEW SINGLE POWER OUTLETS (IE. 2, 3, 4)
	NEW SINGLE DATA (CAT 6) OUTLET MOUNTED AT STD HEIGHT OF 500MM AFFL.
	NUMBER DENOTES HEIGHT MOUNTED IF DIFFERENT FROM STD HEIGHT (IE. 900MM AFFL).
	NUMBER DENOTES NUMBER OF NEW SINGLE DATA OUTLETS (IE. 2, 3, 4)
(J)	JOINERY MOUNTED OUTLET
(C)	CEILING MOUNTED OUTLET
USB	UNIVERSAL SERIAL BUS OUTLET
P	PROJECTOR - CEILING MOUNTED. ALLOW FOR POWER, VGA AND HDMI. POSITION TBC BY CLIENT.
HDMI	HDMI/VGA OUTLET - CONNECTED TO TV OR PROJECTOR TBC BY CLIENT.
	CEILING MOUNTED (WAP) WIFI ACCESS POINT - SINGLE ETHERNET PORT WALL PLATE ON CEILING.
	ELECTRICAL DISTRIBUTION BOARD SERVICES & UPGRADED AS REQUIRED.
	UMBILICAL DROPPER WITH POWER
	ALLOW POWER FOR LED TO TOP OF NEW MIRROR. SEE DWG#2 MIRROR SECTION DETAILS.



1 ELECTRICAL PLAN (GND FLOOR)  
B-03 Scale: 1:200

**BUILDING CONSENT - 7/9/21**

B	1/9/21	ELECTRICAL SYMBOL TURN ON. *ERROR
A	19/7/21	LAYOUT B. MIRROR LOCATION TO EX-WALLS
ISSUE	DATE	REVISION

**Ellery DESIGN**

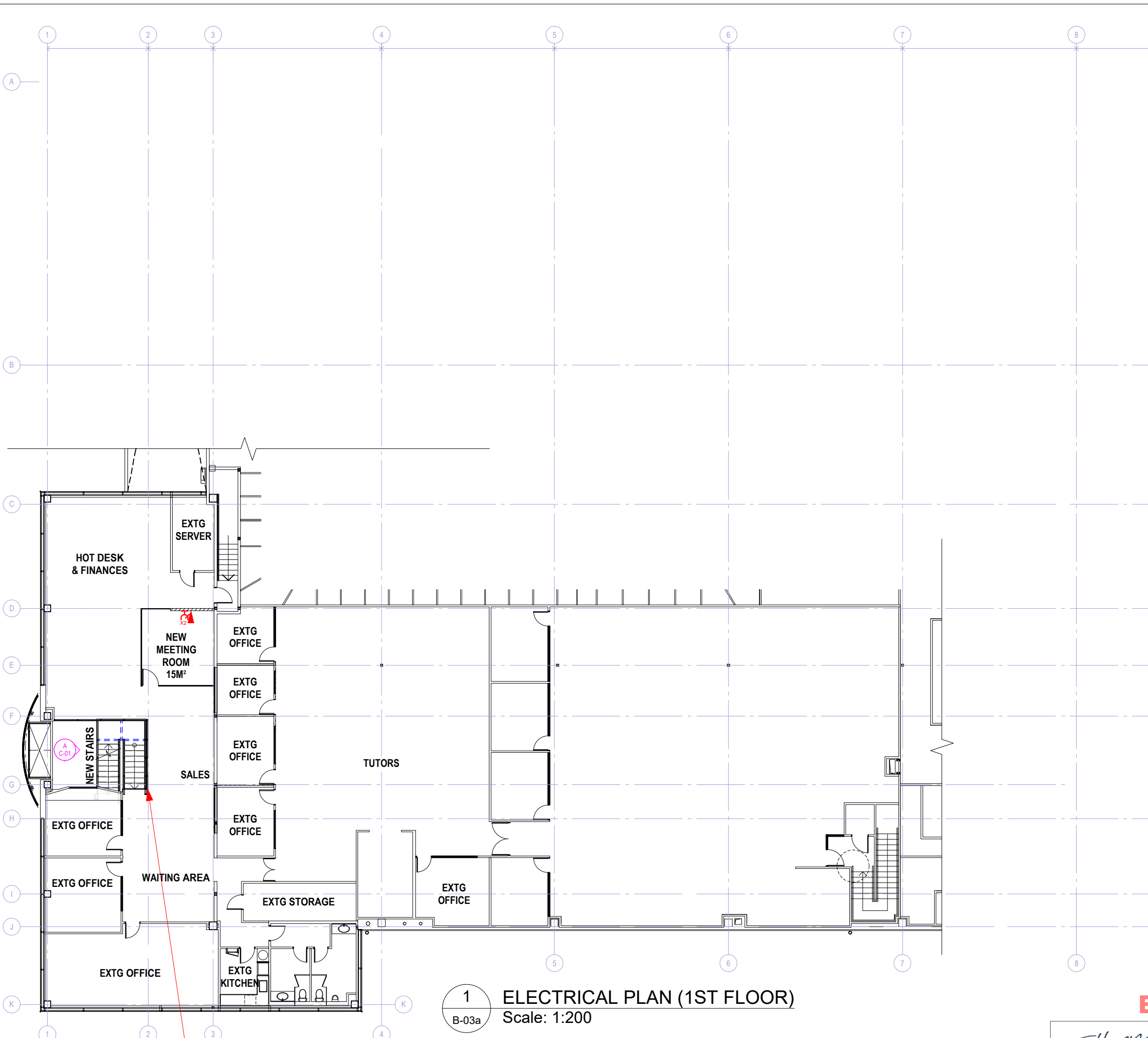
PROJECT NZMA CARBINE ROAD  
CLIENT NZMA  
DWG FLOOR PLAN: ELECTRICAL

DATE: 01/09/21  
SCALE: 1:200 @A3  
DRAWN: TN  
CHKD: ME

REVISION B  
PROJECT # 21-24  
DWG # B-03

ISSUE  
SIGN-OFF DATE:  
CLIENT SIGN-OFF:

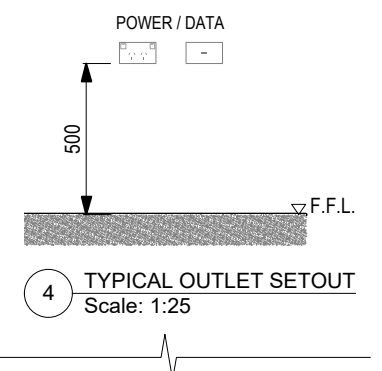
BUILDING E, 42 TAWA DRIVE ALBANY, AUCKLAND 0632 Mob: +64 21 959292 | www.ellerydesign.co.nz These drawings are copyright of Ellery Design Ltd - do not scale this drawing - check all dimensions on site



**1 ELECTRICAL PLAN (1ST FLOOR)**  
Scale: 1:200  
B-03a

ALLOW POWER TO RICHIE RAIL 17 STAIR HANDRAIL & LEVEL 1 BALUSTRADE LED RECESSED HANDRAIL LIGHTING

- ELECTRICAL NOTES:**
- power outlets & switch faces to be white unless otherwise specified.
  - all electrical work to be carried out by a registered electrical in accordance with the nzbc and its amendments
  - electrician to undertake full outlet audit during pricing and allow for re-use where possible.
  - refer to joinery details for elevations to locate light switches/outlets, where shown within joinery units.
  - electrical contractor to check amps required for appliances or general equipment.
  - electrical contractor to work in close liason with data provider & security contractor to ensure positions of outlets are co-ordinated.
  - all redundant cabling to be terminated safely.
  - allow to connect power and data to all furniutre (desks and pods) that have umbilical droppers. power starter sockets provided by basebuild. built in outlets by furniture suppliers.



**ELECTRICAL LEGEND:**

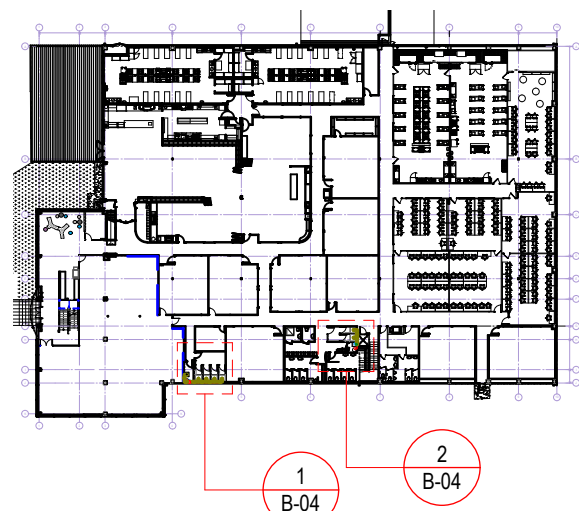
	NEW <b>SINGLE</b> POWER OUTLET MOUNTED AT STD HEIGHT OF 500MM AFFL.
	NUMBER DENOTES HEIGHT MOUNTED IF DIFFERENT FROM STD HEIGHT (IE. 900MM AFFL)
	NUMBER DENOTES NUMBER OF NEW <b>SINGLE</b> POWER OUTLETS (IE. 2, 3, 4)
	NEW <b>SINGLE</b> DATA (CAT 6) OUTLET MOUNTED AT STD HEIGHT OF 500MM AFFL.
	NUMBER DENOTES HEIGHT MOUNTED IF DIFFERENT FROM STD HEIGHT (IE. 900MM AFFL.
	NUMBER DENOTES NUMBER OF NEW <b>SINGLE</b> DATA OUTLETS (IE. 2, 3, 4)
(J)	JOINERY MOUNTED OUTLET
(C)	CEILING MOUNTED OUTLET
USB	UNIVERSAL SERIAL BUS OUTLET
	PROJECTOR - CEILING MOUNTED. ALLOW FOR POWER, VGA AND HDMI. POSITION TBC BY CLIENT.
<b>HDMI</b>	HDMI/VGA OUTLET - CONNECTED TO TV OR PROJECTOR TBC BY CLIENT.
	CEILING MOUNTED (WAP) WIFI ACCESS POINT - SINGLE ETHERNET PORT WALL PLATE ON CEILING.
	ELECTRICAL DISTRIBUTION BOARD SERVICES & UPGRADED AS REQUIRED.
	UMBILICAL DROPPER WITH POWER
	ALLOW POWER FOR LED TO TOP OF <b>NEW</b> MIRROR. SEE DWG#2 MIRROR SECTION DETAILS.

**BUILDING CONSENT - 7/9/21**

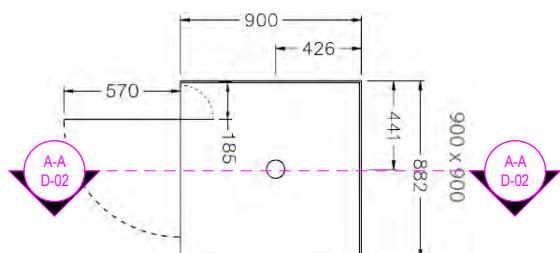
 BUILDING E, 42 TAWA DRIVE ALBANY, AUCKLAND 0632 Mob: +64 21 959292   www.ellerydesign.co.nz	PROJECT	NZMA CARBINE ROAD	DATE:	07/09/21	REVISION	ISSUE
	CLIENT	NZMA	SCALE:	1:200 @A3	PROJECT #	21-24
	DWG #	FLOOR PLAN: ELECTRICAL 1st FLOOR	DRAWN:	TN	SIGN-OFF DATE:	
	CHKD:	ME	DWG #	B-03a	CLIENT SIGN-OFF:	

ISSUE	DATE	REVISION

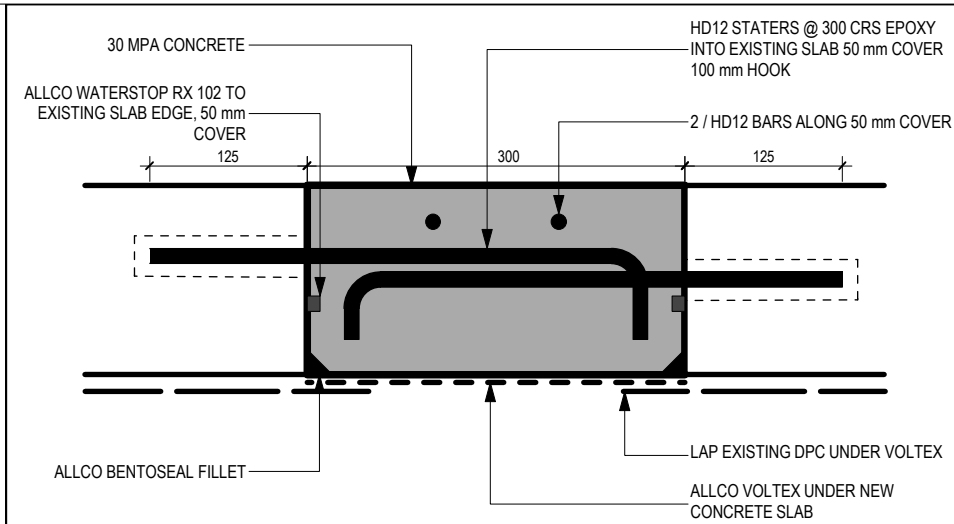
These drawings are copyright of Ellery Design Ltd - do not scale this drawing - check all dimensions on site



**3 PROPOSED PLAN (GND FLOOR)**  
B-04 Scale: 1:1000

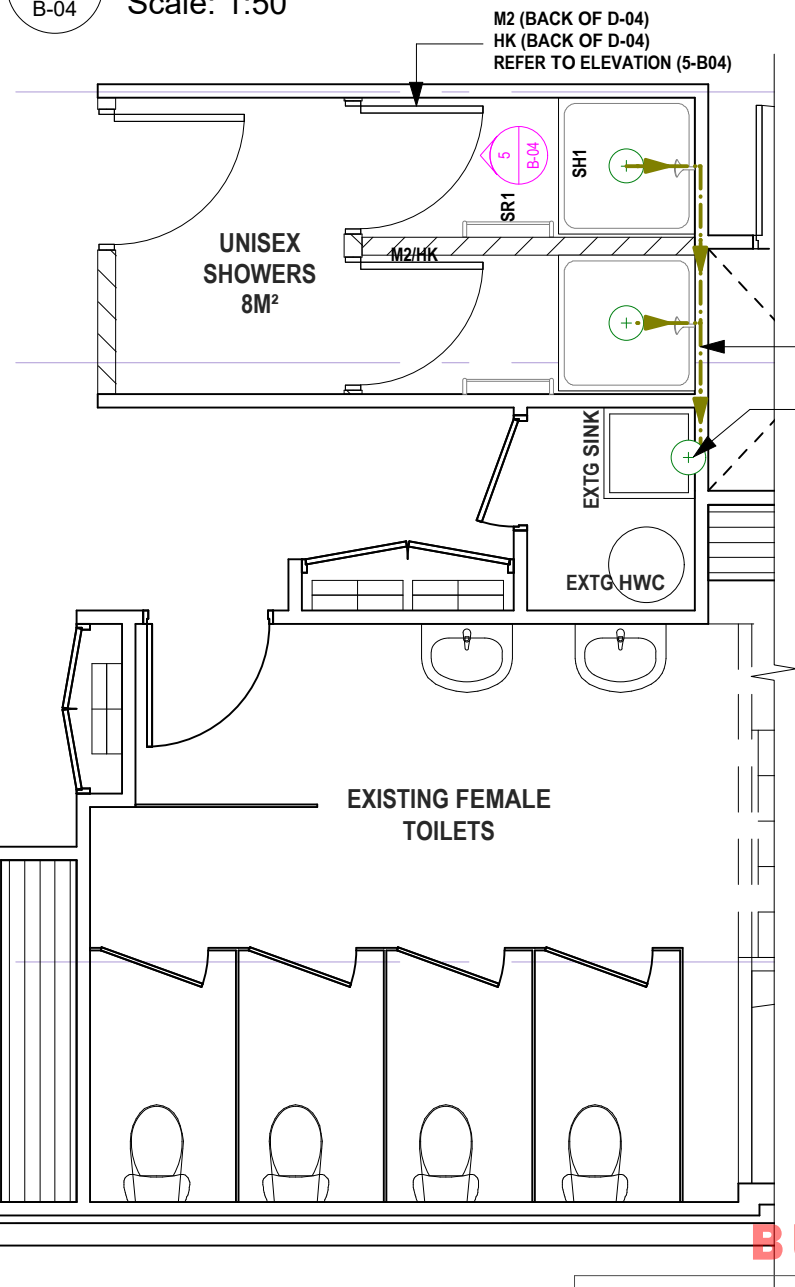


**6 SH1 SHOWER PLAN NTS**  
B-04

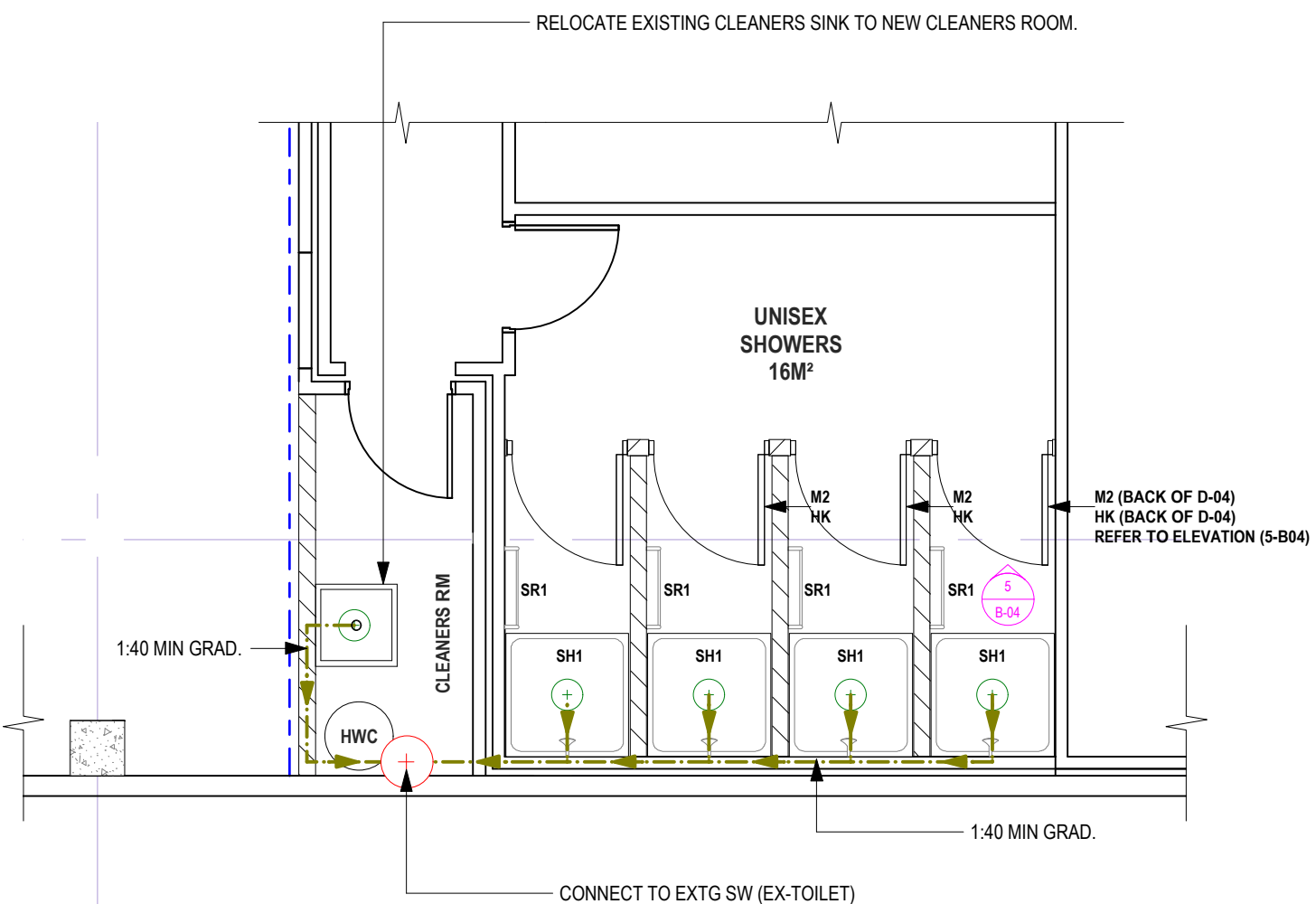


**4 SLAB REINSTATEMENT DETAIL**  
B-04 NOT TO SCALE

**2 PLUMBING PLAN UNISEX SHOWERS 2 (GND FLOOR)**  
B-04 Scale: 1:50

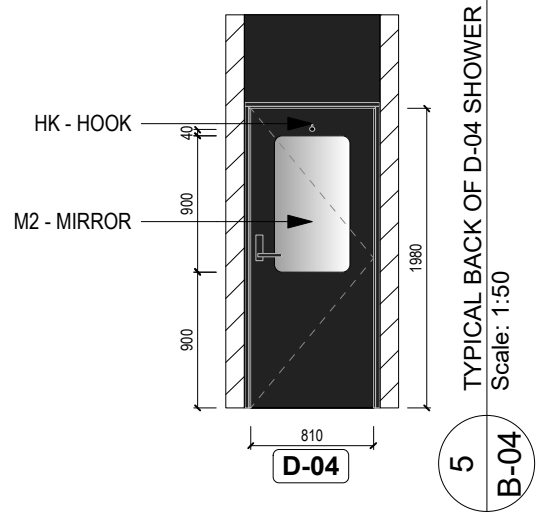


**1 PLUMBING PLAN - UNISEX SHOWERS 1 (GND FLOOR)**  
B-04 Scale: 1:50



SANITARY WARE LEGEND:		PLUMBING LEGEND:	
SH1	ENGLEFIELD: VALENCIA ELITE ALCOVE PIVOT SHOWER 900x900 BLACK FRAME-CENTRE WASTE 706759A-BL	(+)	100 DIA
SHOWER TRAP	BLACK EASY CLEAN TRAP A0629-AS-0 (INCLUDED W/SHOWER)	(+)	40 / 65 DIA
SHOWER MIXER	MICO ADESSO FORM SKU 719138 Form All Pressure Shower Mixer Black	H	PROPOSED HOT WATER SUPPLY LOCATION
SHOWER RAIL & HEAD	MICO ADESSO URBAN SKU 707650 Urban Multi-Function Slide Shower Black	C	PROPOSED COLD WATER SUPPLY LOCATION
SR1	SHOWER RAIL FROM MICO SKU 729026 Raymor Boston II Rail Towel Single 650mm Black	—	DRAIN/WASTE PIPE (DIRECTION OF FLOW)
M2 MIRROR	BUNNINGS Stein 500 x 900mm Curved Corner Frameless Mirror I/N: 0119146	⊘	BACKFLOW PREVENTION DEVICE
HK HOOKS	MICO - ROUND ROBE HOOK MATTE BLACK 40mm SKU:722089	AAV	AIR ADMITTANCE VALVE
HWC	HOT WATER CYLINDER: NEW - RHEEM MAINS PRESSURE VITREOUS ENAMEL MPVE 31218025	T	TEMPERING VALVE
		AV	ANTI VACUUM VALVE
		FW	FLOOR WASTE GULLY

- PLUMBING NOTES:**
1. Locate exact positions of all existing drainage layout prior to commencing work. Licensed plumber/drainlayer to locate existing drains and connection points for reconnection of new drains as required.
  2. All plumbing and drainage works to be carried out in strict accordance with AS1, New Zealand building code, NZS 3500.2.2 where applicable.
  3. All waste fall and diameters to be accordance with AS/NZS 3500.5.2000. Requirements for venting and air admittance valves all to relevant standards. Confirm with client and manufacturer all fittings prior.
  4. All fittings and appliances are to be supplied by the plumber unless otherwise stated on drawings.
  5. All plumbing to be carried out by a registered plumber in accordance with AS/NZS 3500.2:2003 (and any relevant revisions since) as well as the NZ building code and requirements of the local building authority; a producer statement is to be supplied on the completion of works.



**5 TYPICAL BACK OF D-04 SHOWER DR.**  
B-04 Scale: 1:50

**BUILDING CONSENT - 7/9/21**

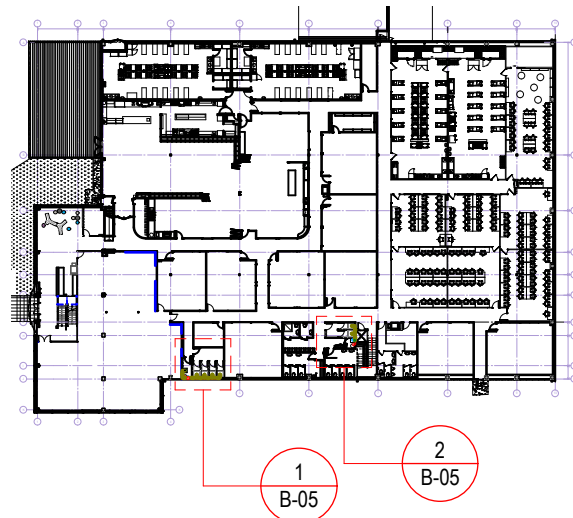
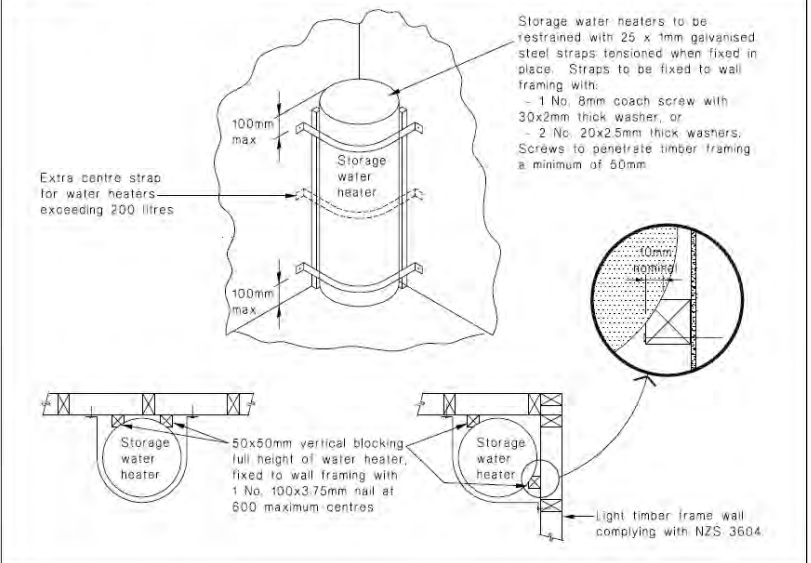


PROJECT	NZMA CARBINE ROAD	DATE:	10/08/21	REVISION		ISSUE	
CLIENT	NZMA	SCALE:	1:200 @A3	DRAWN:	TN	PROJECT #	21-24
DWG #	FLOOR PLAN: PLUMBING PLAN	CHKD:	ME	DWG #	B-04	SIGN-OFF DATE:	
						CLIENT SIGN-OFF:	

ISSUE	DATE	REVISION

These drawings are copyright of Ellery Design Ltd - do not scale this drawing - check all dimensions on site

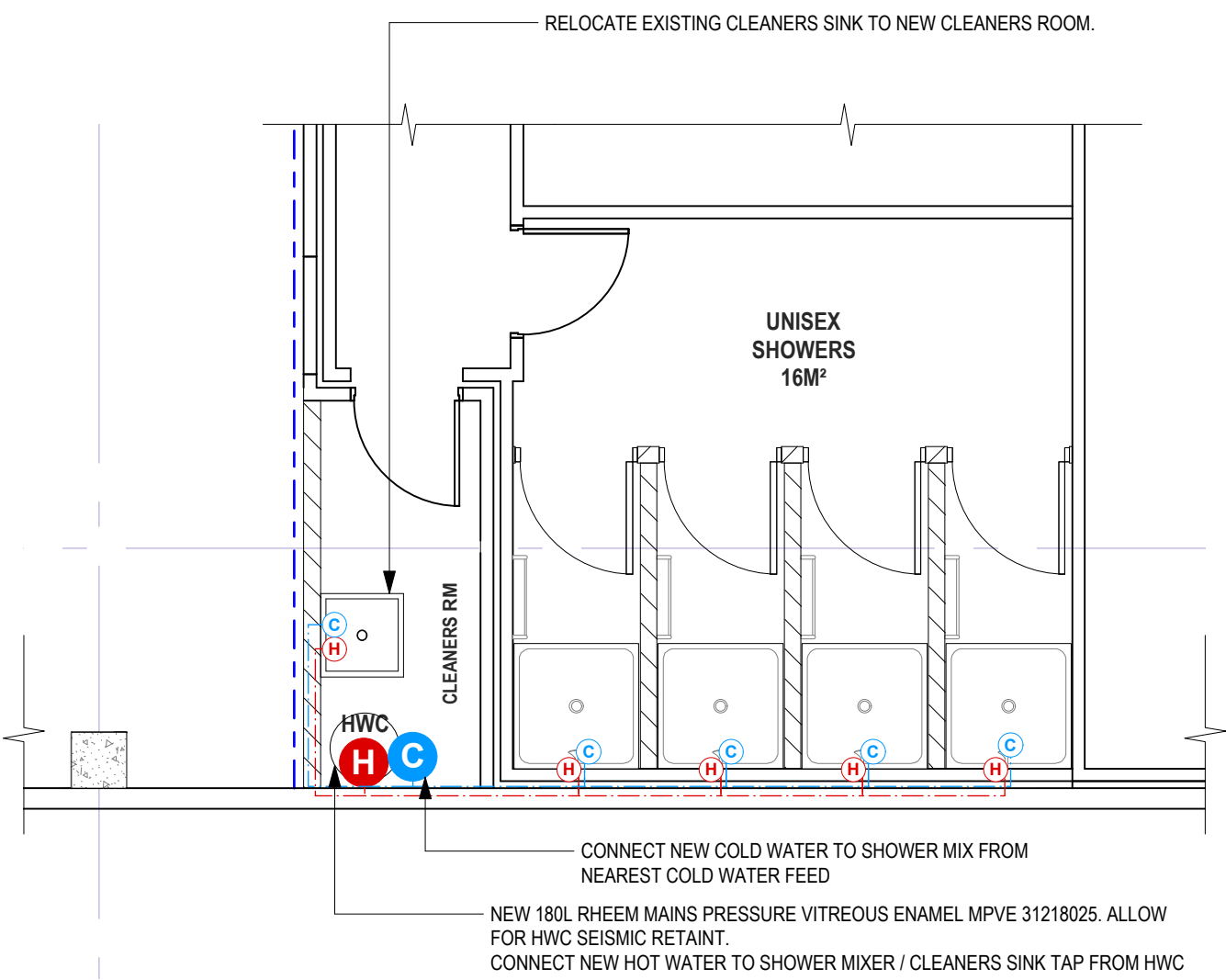
Figure 14: Seismic Restraint of Storage Water Heaters 90 – 360 litres Paragraph 6.11.4



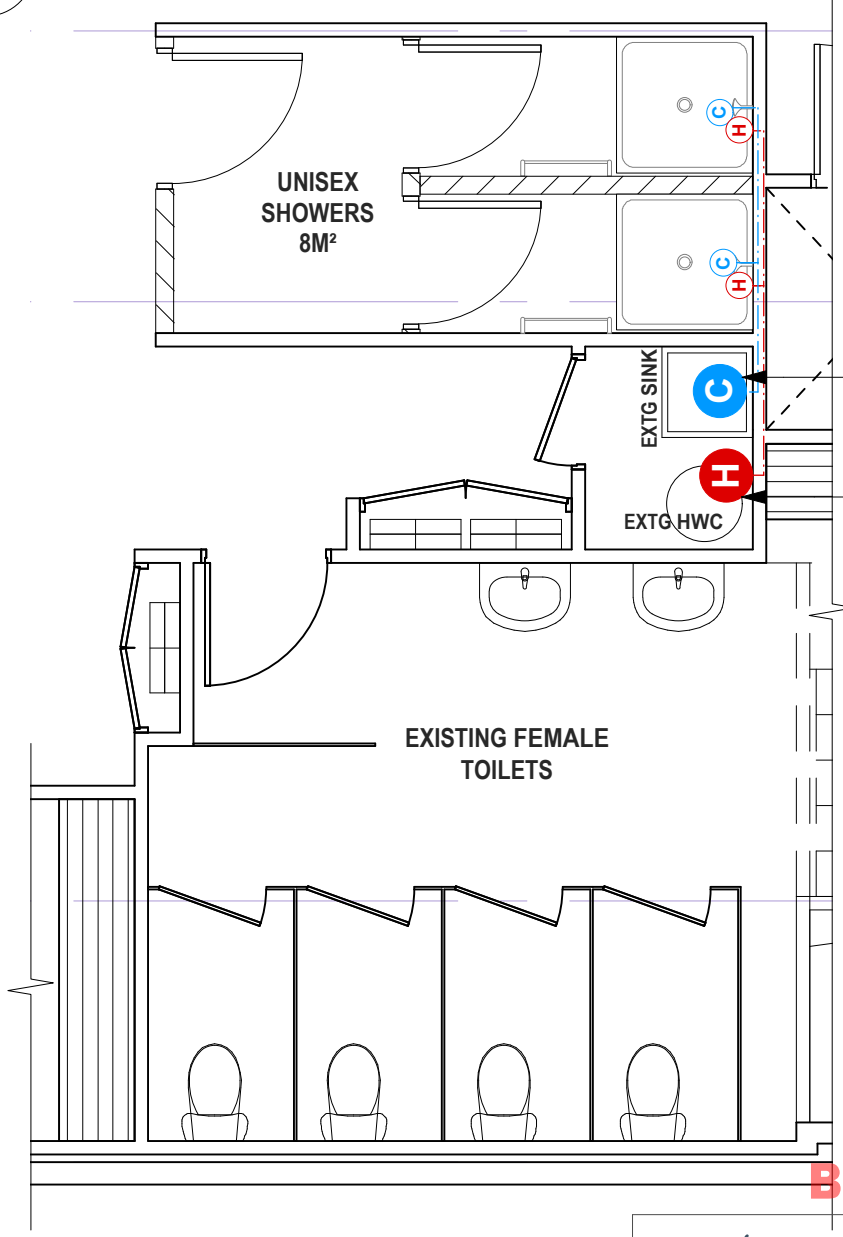
3 PROPOSED PLAN (GND FLOOR)  
Scale: 1:1000

4 HOT WATER CYLINDER SEISMIC RESTRAINT  
NOT TO SCALE

1 HOT & COLD WATER PLAN - UNISEX SHOWERS 1 (GND FLOOR)  
Scale: 1:50



2 HOT & COLD WATER PLAN - UNISEX SHOWERS 2 (GND FLOOR)  
Scale: 1:50



SANITARY WARE LEGEND:	
SH1	ENGLEFIELD: VALENCIA ELITE ALCOVE PIVOT SHOWER 900x900 BLACK FRAME-CENTRE WASTE 706759A-BL
SHOWER TRAP	BLACK EASY CLEAN TRAP A0629-AS-0 (INCLUDED W/SHOWER)
SHOWER MIXER	MICO ADESSO FORM SKU 719138 Form All Pressure Shower Mixer Black
SHOWER RAIL & HEAD	MICO ADESSO URBAN SKU 707650 Urban Multi-Function Slide Shower Black
SR1	SHOWER RAIL FROM MICO SKU 729026 Raymor Boston II Rail Towel Single 650mm Black
M2 MIRROR	BUNNINGS Stein 500 x 900mm Curved Corner Frameless Mirror I/N: 0119146
HK HOOKS	MICO - ROUND ROBE HOOK MATTE BLACK 40mm SKU:722089
HWC	HOT WATER CYLINDER: NEW - RHEEM MAINS PRESSURE VITREOUS ENAMEL MPVE 31218025

PLUMBING LEGEND:	
(+)	100 DIA
(+)	40 / 65 DIA
(H)	PROPOSED HOT WATER SUPPLY LOCATION
(C)	PROPOSED COLD WATER SUPPLY LOCATION
(---)	DRAIN/WASTE PIPE (DIRECTION OF FLOW)
(<---)	BACKFLOW PREVENTION DEVICE
(AAV)	AIR ADMITTANCE VALVE
(T)	TEMPERING VALVE
(AV)	ANTI VACUUM VALVE
(FW)	FLOOR WASTE GULLY

- PLUMBING NOTES:**
1. Locate exact positions of all existing drainage layout prior to commencing work. Licensed plumber/drainlayer to locate existing drains and connection points for reconnection of new drains as required.
  2. All plumbing and drainage works to be carried out in strict accordance with AS1, New Zealand building code, NZS 3500.2.2 where applicable.
  3. All waste fall and diameters to be accordance with AS/NZS 3500.5.2000. Requirements for venting and air admittance valves all to relevant standards. Confirm with client and manufacturer all fittings prior.
  4. All fittings and appliances are to be supplied by the plumber unless otherwise stated on drawings.
  5. All plumbing to be carried out by a registered plumber in accordance with AS/NZS 3500.2:2003 (and any relevant revisions since) as well as the NZ building code and requirements of the local building authority; a producer statement is to be supplied on the completion of works.

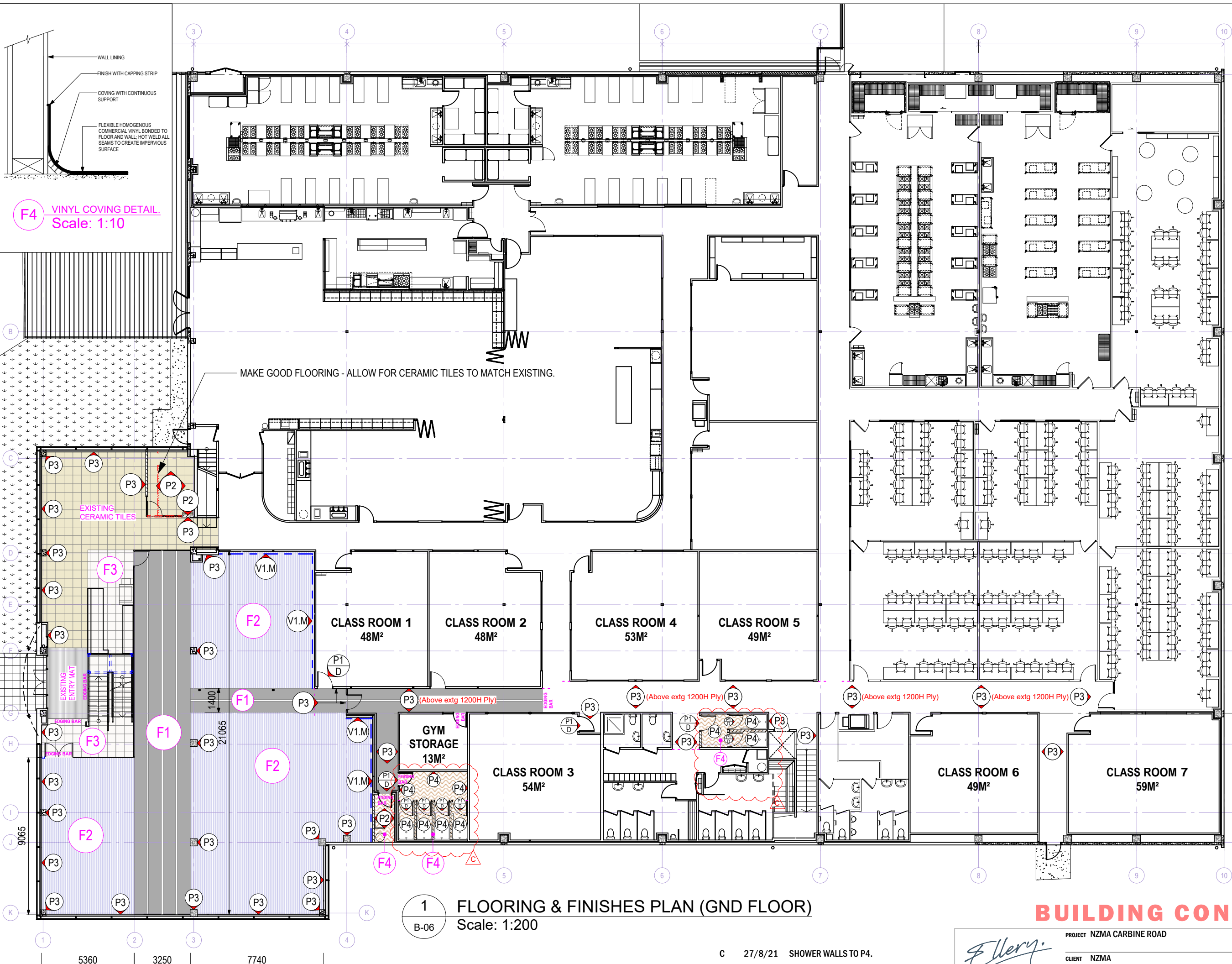
**BUILDING CONSENT - 7/9/21**



PROJECT	NZMA CARBINE ROAD	DATE:	10/08/21	REVISION		ISSUE	
CLIENT	NZMA	SCALE:	1:200 @A3	DRAWN:	TN	PROJECT #	21-24
DWG	FLOOR PLAN: HOT & COLD WATER PLAN	CHKD:	ME			SIGN-OFF DATE:	
				DWG #	B-05	CLIENT SIGN-OFF:	

ISSUE	DATE	REVISION

These drawings are copyright of Ellery Design Ltd - do not scale this drawing - check all dimensions on site



**FLOORING LEGEND:**

<b>F1</b>	TYPE: PLAE ATTACK TURF GAME ON TURF COLOUR: BLACK WITH WHITE LINES
<b>F2</b>	TYPE: PLAE RUBBER GAME ON TURF
<b>F3</b>	ALLOW FOR SELECTED CERAMIC TILES - TO MATCH EXISTING
<b>F4</b>	INZIDE FORBO ETERNAL MATERIAL VINYL. ETERNAL COAL STONE 12032

**FLOORING NOTES:**

1. Check all measurements on site.
2. Contractor to calculate area of flooring required, including all wastage.
3. Make good & prep floor as required for new flooring finishes as specified.
4. Hatch pattern indicative only and does not indicate direction of pattern.
5. Area indicates coverage of each flooring material and does not allow for wastage.
6. Where marmoleum or vinyl flooring is specified, ensure product is welded/grouted, sealed & polished to manufacturers specifications.
7. All joints to be flush and continuous.
8. Contractor to liaise with flooring supplier for installation details & specifications.
9. Retain any uplifted carpet to be reused where necessary.

**FINISHES LEGEND:**

<b>P1</b>	TYPE: PAINT DESIGN: RESENE ZYLONE COLOUR: <b>BLACK</b> FINISH: LOW SHEEN
<b>P2</b>	TYPE: PAINT DESIGN: RESENE ZYLONE COLOUR: <b>WHITE POINTER</b> FINISH: LOW SHEEN
<b>P3</b>	TYPE: PAINT DESIGN: RESENE ZYLONE COLOUR: <b>IRONSAND</b> FINISH: LOW SHEEN
<b>P4</b>	TYPE: PAINT DESIGN: RESENE ZYLONE COLOUR: <b>BOKARA GREY</b> FINISH: LOW SHEEN
<b>V1</b>	VINYL PLANK KARDEAN VAH GOGH - VGW99T Reclaimed Redwood. ANY TRIMS/ EDGING IN BLACK. V1.M = To above & below mirror. V1.S = To Stairs Tread

**1 FLOORING & FINISHES PLAN (GND FLOOR)**  
Scale: 1:200

**BUILDING CONSENT - 7/9/21**

C	27/8/21	SHOWER WALLS TO P4.
B	9/8/21	TURF IN CORRIDOR
A	19/7/21	LAYOUT B
ISSUE	DATE	REVISION



PROJECT NZMA CARBINE ROAD  
CLIENT NZMA  
DWG FLOOR PLAN: FLOORING & FINISHES

DATE: 27/08/21	REVISION: C	ISSUE
SCALE: 1:200 @A3	PROJECT # 21-24	SIGN-OFF DATE:
DRAWN: TN	CHKD: ME	DWG # B-06
CLIENT SIGN-OFF:		

These drawings are copyright of Ellery Design Ltd - do not scale this drawing - check all dimensions on site

**FLOORING LEGEND:**

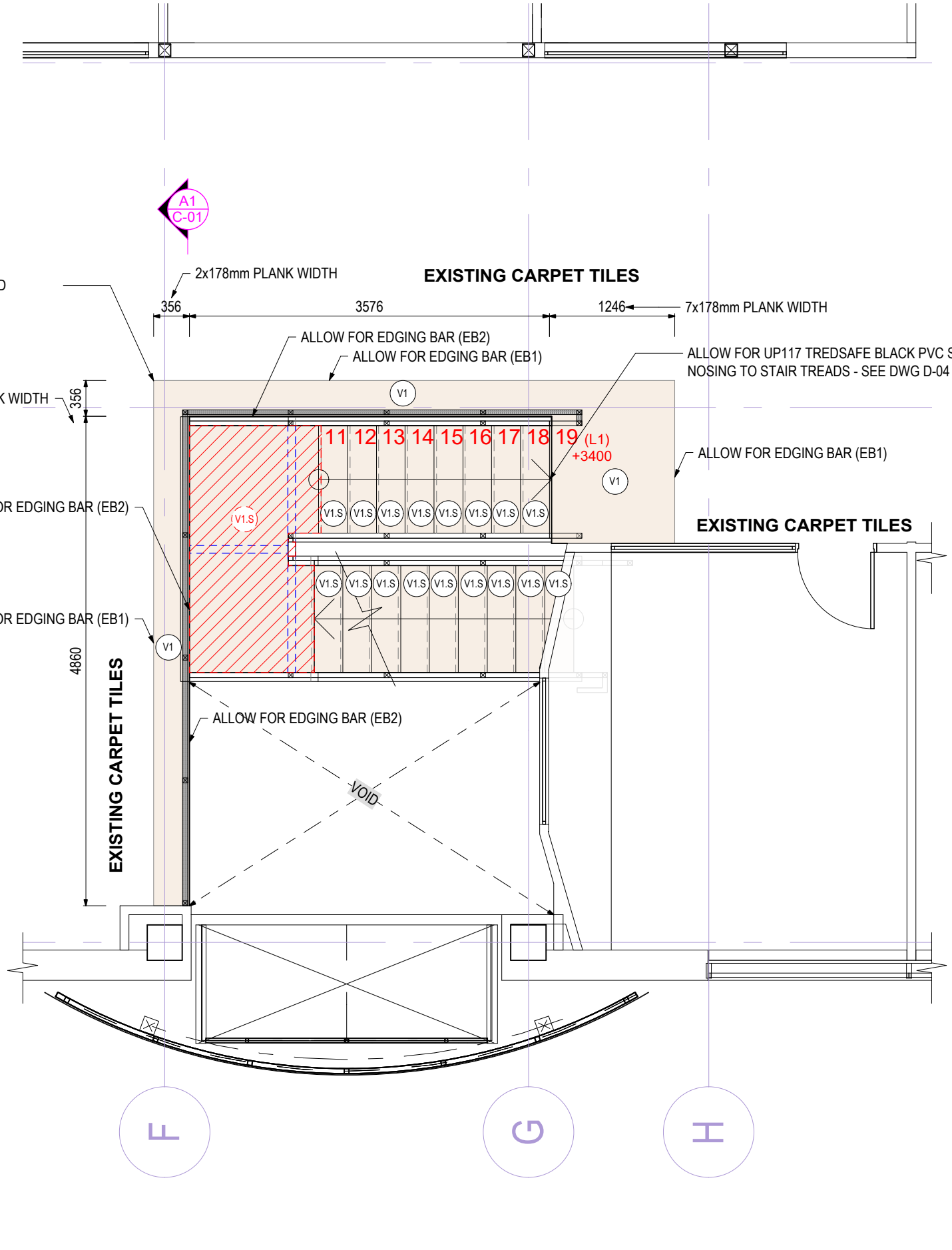
<b>F1</b>	TYPE: PLAE ATTACK TURF GAME ON TURF COLOUR: BLACK WITH WHITE LINES
<b>F2</b>	TYPE: PLAE RUBBER GAME ON TURF
<b>F3</b>	ALLOW FOR SELECTED CERAMIC TILES - TO MATCH EXISTING
<b>F4</b>	INZIDE FORBO ETERNAL MATERIAL VINYL. ETERNAL COAL STONE 12032

**FLOORING NOTES:**

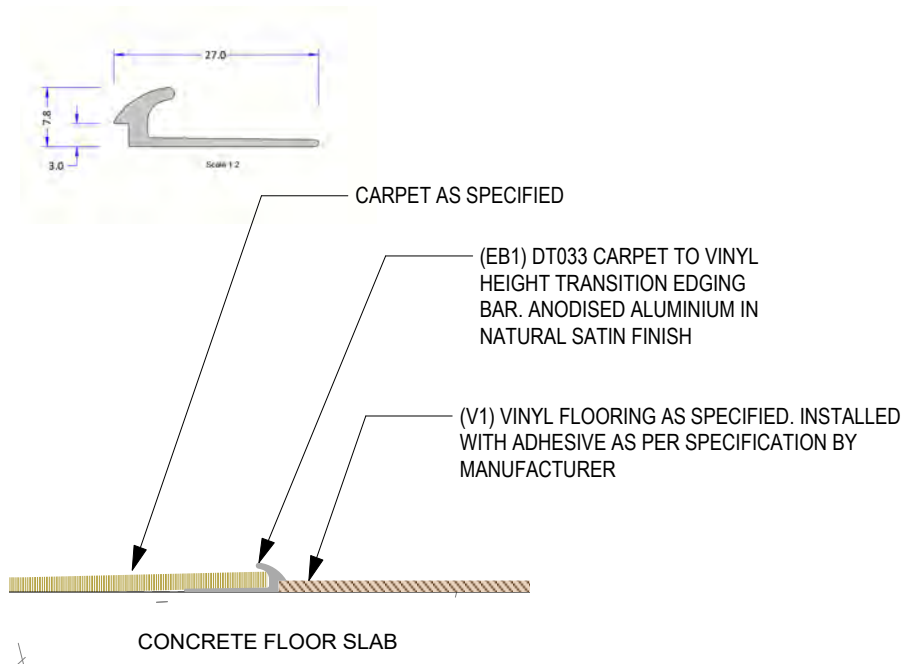
1. Check all measurements on site.
2. Contractor to calculate area of flooring required, including all wastage.
3. Make good & prep floor as required for new flooring finishes as specified.
4. Hatch pattern indicative only and does not indicate direction of pattern.
5. Area indicates coverage of each flooring material and does not allow for wastage.
6. Where marmoleum or vinyl flooring is specified, ensure product is welded/grouted, sealed & polished to manufacturers specifications.
7. All joints to be flush and continuous.
8. Contractor to liaise with flooring supplier for installation details & specifications.
9. Retain any uplifted carpet to be reused where necessary.

**FINISHES LEGEND:**

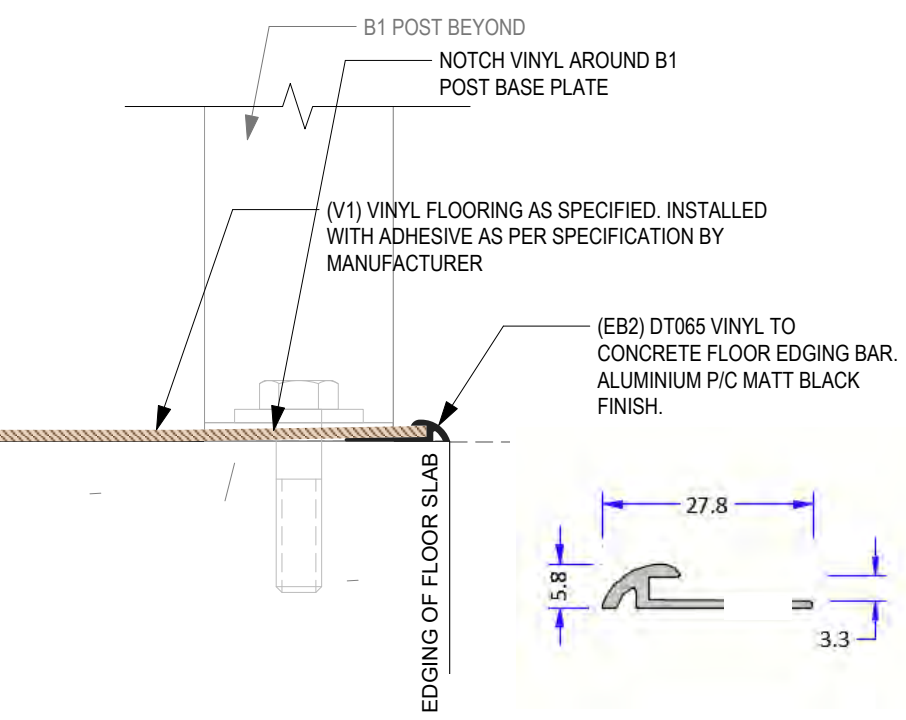
<b>P1</b>	TYPE: PAINT DESIGN: RESENE ZYLONE COLOUR: <b>BLACK</b> FINISH: LOW SHEEN
<b>P2</b>	TYPE: PAINT DESIGN: RESENE ZYLONE COLOUR: <b>WHITE POINTER</b> FINISH: LOW SHEEN
<b>P3</b>	TYPE: PAINT DESIGN: RESENE ZYLONE COLOUR: <b>IRONSAND</b> FINISH: LOW SHEEN
<b>P4</b>	TYPE: PAINT DESIGN: RESENE ZYLONE COLOUR: <b>BOKARA GREY</b> FINISH: LOW SHEEN
<b>V1</b>	VINYL PLANK KARDEAN VAH GOGH - VGW99T Reclaimed Redwood. ANY TRIMS/ EDGING IN BLACK. <b>V1.M</b> = To above & below mirror. <b>V1.S</b> = To Stairs Tread



**2** PROPOSED STAIRS FLOORING PLAN 1st FLOOR  
Scale: 1:50



**3** CARPET TO VINYL TRANSITION (EB1)  
Scale: Half Actual Size



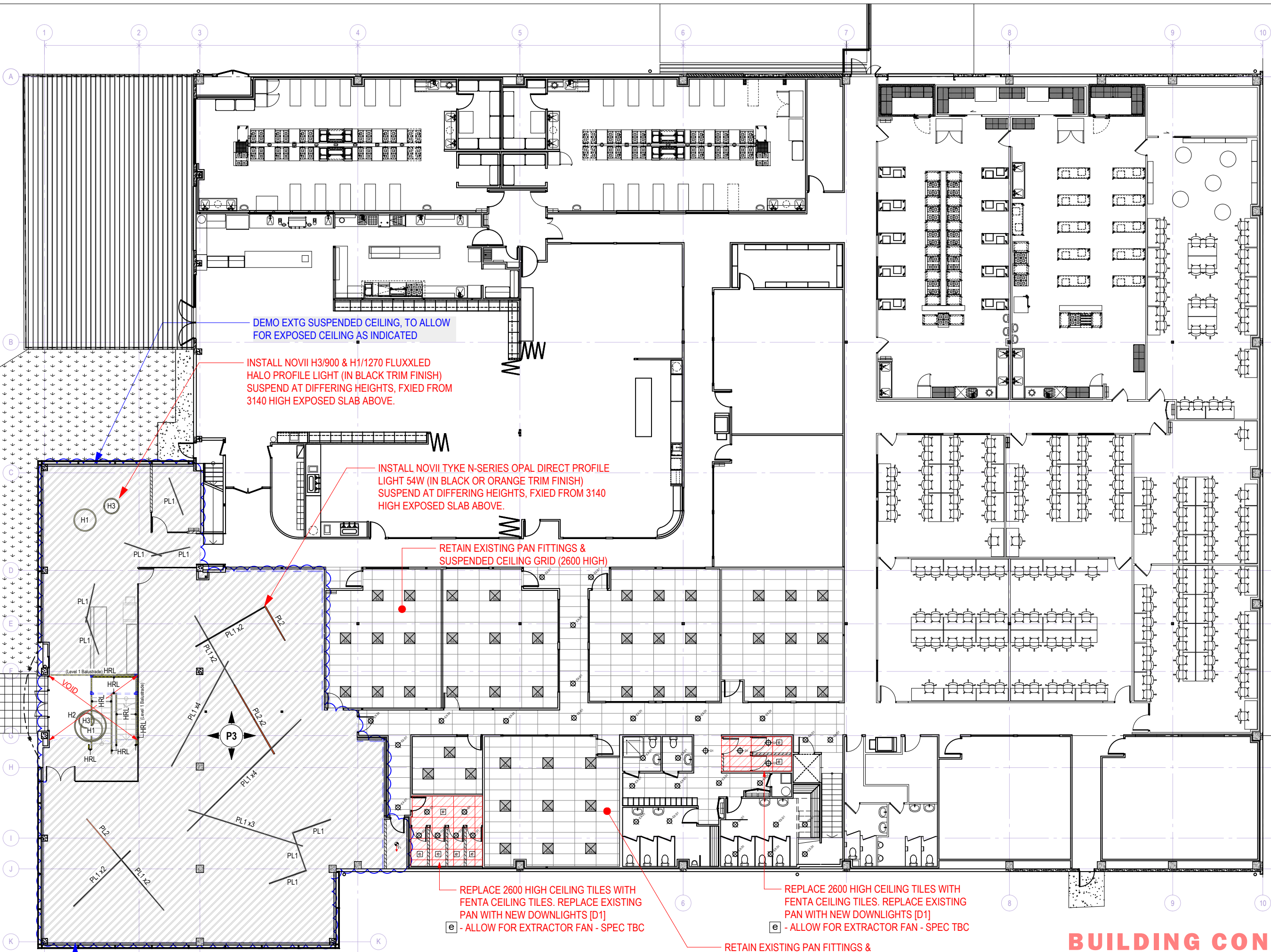
**1** VINYL TO CONCRETE SLAB EDGE (EB2)  
Scale: Half Actual Size

**BUILDING CONSENT - 7/9/21**

<p>Elery DESIGN</p> <p><small>BUILDING E, 42 TAWA DRIVE ALBANY, AUCKLAND 0632 Mob: +64 21 959292   www.ellerydesign.co.nz</small></p>	PROJECT NZMA CARBINE ROAD	DATE: 31/08/21	REVISION	ISSUE
	CLIENT NZMA	SCALE: As noted @A3	DRAWN: TN	PROJECT # 21-24
	DWG FLOOR PLAN: FLOORING 1ST FLOOR	CHKD: ME	DWG # B-07	SIGN-OFF DATE:
				CLIENT SIGN-OFF:

ISSUE	DATE	REVISION

These drawings are copyright of Elery Design Ltd - do not scale this drawing - check all dimensions on site



**FINISHES LEGEND:**

**P3** TYPE: PAINT  
 DESIGN: RESENE ZYLONE  
 COLOUR: IRONSAND  
 FINISH: LOW SHEEN

**EXPOSED CEILING:** SERVICES & UNDERSIDE SLAB ABOVE TO BE SPRAY PAINTED IN RESENE IRONSAND [P3]

**LIGHTING LEGEND:**

**PL1** NOVII TYKE N-SERIES OPAL COLOUR: BLACK PROFILE 57W LED 5412Lm@4000k@80CRI, SUSPENDED. 2241 lengths

**PL2** NOVII TYKE N-SERIES OPAL COLOUR: ORANGE PROFILE 57W LED 5412Lm@4000k@80CRI, SUSPENDED. 2241 lengths

**H1** NOVII FluxLED 1270mm HALO PROFILE - SUSPENDED. COLOUR: BLACK PROFILE. P50C1270

**H2** NOVII FluxLED 1800mm HALO PROFILE - SUSPENDED. COLOUR: BLACK PROFILE. P50C1800

**H3** NOVII FluxLED 900mm HALO PROFILE - SUSPENDED. COLOUR: BLACK PROFILE. P50C900

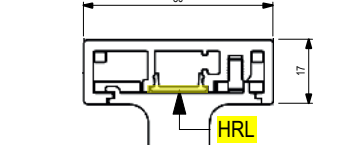
**D1** NOVII Grace 13W Compose 2 Diffuse Downlight - White -White Reflector >80CRI 4000K 80°

**T1** NOVII Grace 35W Compose Surface Mount Downlight - White - 4000K (G2-CSML35)

**HRL** RICHIE RAIL 17 SPEC SERIES RGB 15W (STAIRS & L1 BALUSTRADE HANDRAIL BUILT-IN RECESSED LED)

**EX** RETAIN EXISTING LIGHT. 600X600 PANEL LIGHT

**EX-D1** RETAIN EXISTING LIGHT. Downlight



**P3** EXPOSED CEILING: SERVICES & UNDERSIDE SLAB ABOVE TO BE SPRAY PAINTED IN [P3] RESENE IRONSAND (UNDERSIDE OF SLAB 3140 AFFL COS)

**1 RCP / LIGHTING PLAN (GND FLOOR)**  
 Scale: 1:200

**BUILDING CONSENT - 7/9/21**

A	9/8/21	ALLOW FOR EXPOSED CEILING.
ISSUE	DATE	REVISION



PROJECT NZMA CARBINE ROAD  
 CLIENT NZMA  
 DWG FLOOR PLAN: LIGHTING PLAN

DATE: 09/08/21	REVISION A	ISSUE
SCALE: 1:200@A3	PROJECT # 21-24	SIGN-OFF DATE:
DRAWN: TN	DWG # B-08	CLIENT SIGN-OFF:
CHKD: ME		

These drawings are copyright of Elery Design Ltd - do not scale this drawing - check all dimensions on site



**ACCESSIBILITY**

ALL ACCESSIBILITY TO COMPLY WITH **NZS 4121 : 2001**

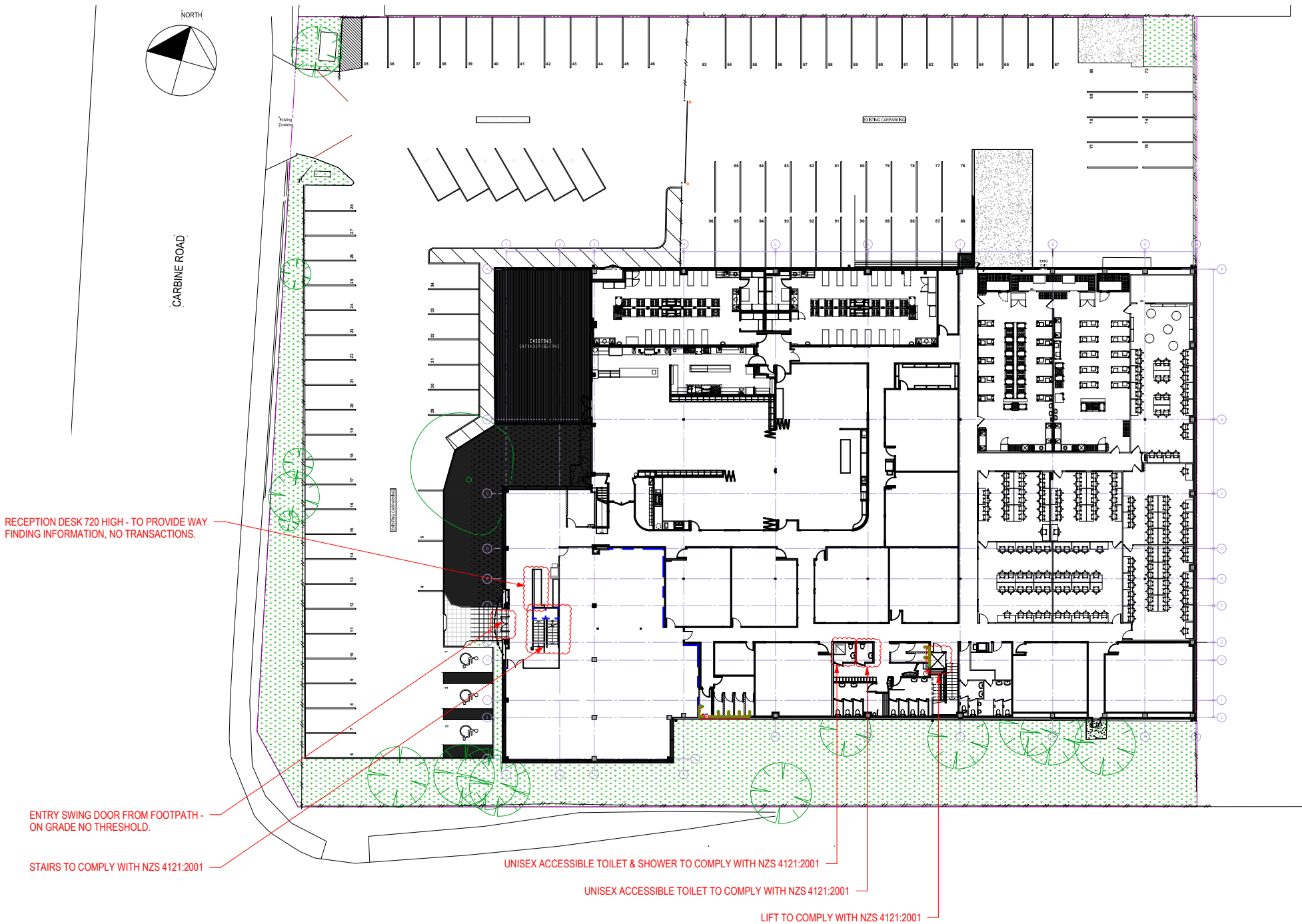
Existing/Proposed **accessibility toilet** comply with nzs 4121:2001. add signage or any fixtures if necessary.

**Counter** to have accessible sign and provisions incorporated into it and to comply with nzs 4121:2001.

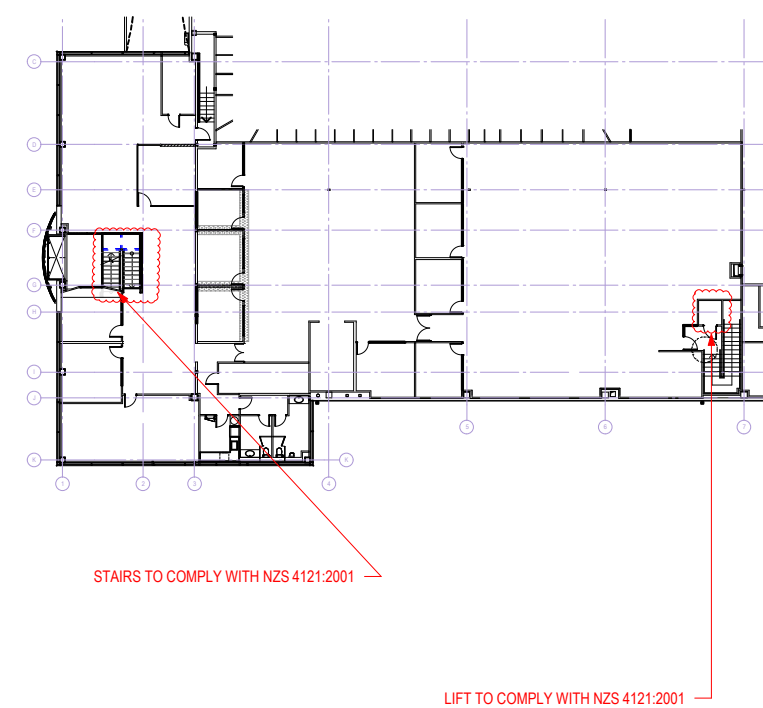
**Entrances** to have accessibility signage and max. 20mm threshold to entry. Entrances to be made clearly visible by means of installing **strong visually contrasted stair nosing** on thresholds.

All routes have a **minimum clearance** of 1200 mm.

**Lighting fittings** are to be installed over building entrances to make them clearly visible.



**1** ACCESSIBILITY PLAN (GND FLOOR)  
B-10 Scale: 1:500



**2** ACCESSIBILITY PLAN (1ST FLOOR)  
B-10 Scale: 1:500

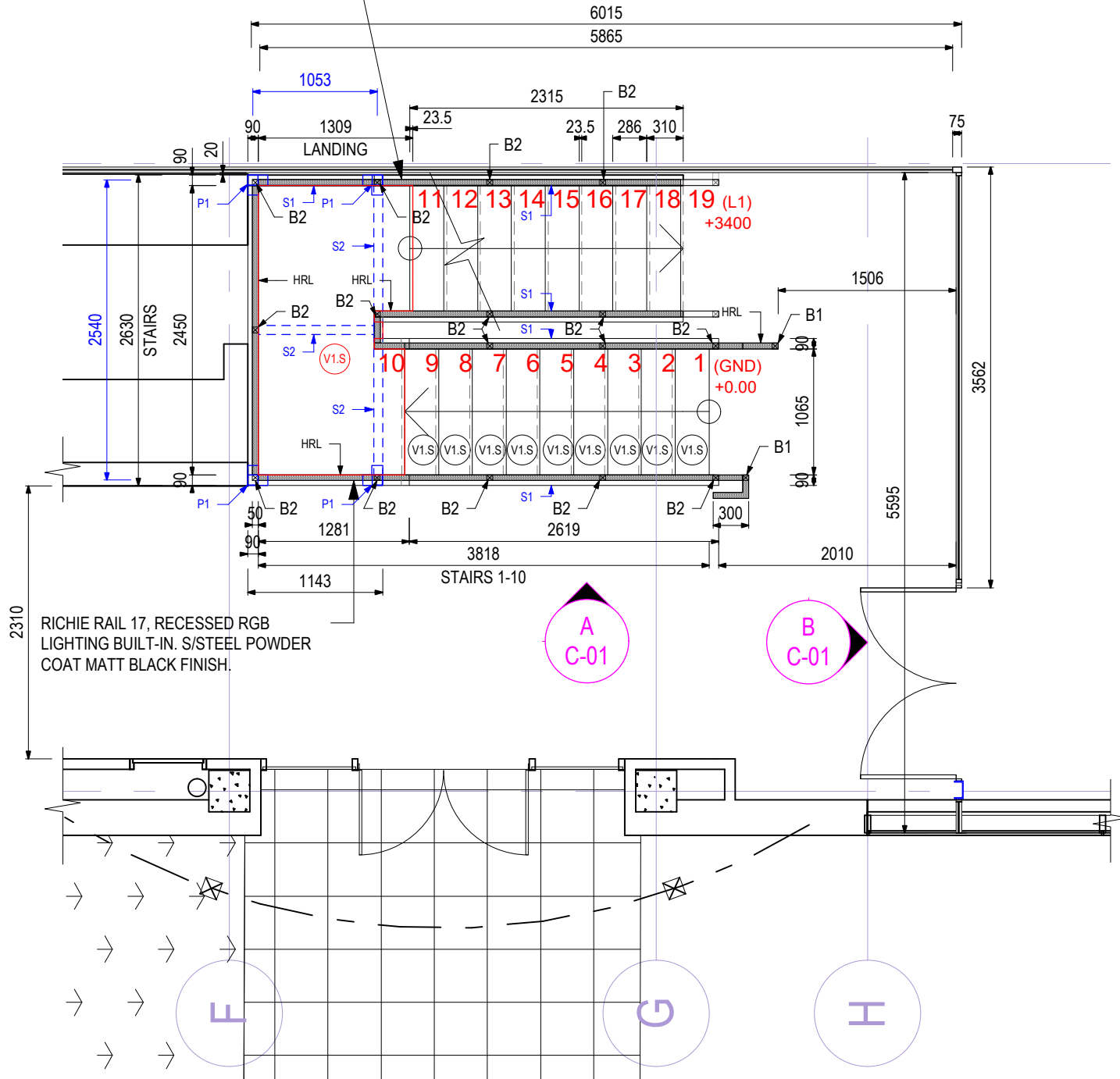
**BUILDING CONSENT - 7/9/21**

	PROJECT	NZMA CARBINE ROAD	DATE:	31/08/21	REVISION	ISSUE
	CLIENT	NZMA	SCALE:	1:500 @A3	PROJECT #	21-24
	DWG	FLOOR PLAN: ACCESSIBILITY	DRAWN:	TN	CHKD:	ME
					DWG #	B-10
BUILDING E, 42 TAWA DRIVE ALBANY, AUCKLAND 0632 Mob: +64 21 959292   www.ellerydesign.co.nz		These drawings are copyright of Ellery Design Ltd - do not scale this drawing - check all dimensions on site				

ISSUE	DATE	REVISION

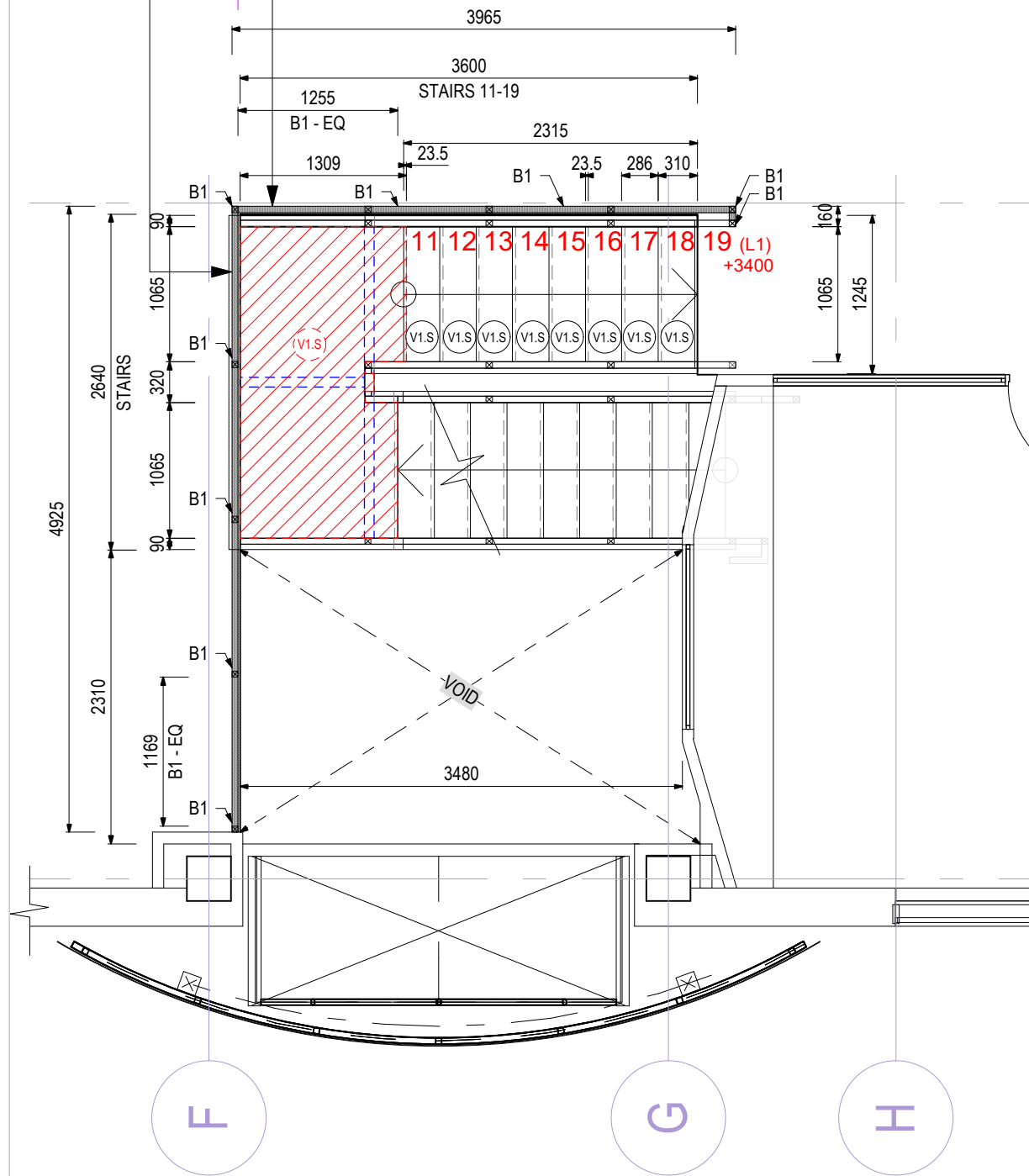
NEW STAIR TO COMPLY WITH NZBC D1/ AS1.  
 POWDERCOAT BLACK FINISH - STEEL PFC STRINGER WITH MESH BALUSTRADE.  
 OPEN RISERS @310mm X 50mm TIMBER TREAD, 23.8MM TREAD PROJECTION.

STAIRS BALUSTRADE: ARCHANT BROMLEY - DARK OXIDE FINISH. FINE STEEL MESH (SQ MESH ROTATED I.E DIAMOND PATTERN)



1 PROPOSED LOBBY & STAIRS PLAN GND FLOOR  
 C-00 Scale: 1:50

LEVEL 1 BALUSTRADE: ARCHANT BROMLEY - DARK OXIDE FINISH. FINE STEEL MESH (SQ MESH ROTATED I.E DIAMOND PATTERN). RICHIE RAIL 17, RECESSED RGB LIGHTING BUILT-IN. S/STEEL POWDER COAT MATT BLACK FINISH.



2 PROPOSED LOBBY & STAIRS PLAN 1st FLOOR  
 C-00 Scale: 1:50

**FINISHES LEGEND:**

- P1 TYPE: PAINT  
DESIGN: RESENE ZYLONE  
COLOUR: **BLACK**  
FINISH: LOW SHEEN
- P2 TYPE: PAINT  
DESIGN: RESENE ZYLONE  
COLOUR: **WHITE POINTER**  
FINISH: LOW SHEEN
- P3 TYPE: PAINT  
DESIGN: RESENE ZYLONE  
COLOUR: **IRONSAND**  
FINISH: LOW SHEEN
- P4 TYPE: PAINT  
DESIGN: RESENE ZYLONE  
COLOUR: **BOKARA GREY**  
FINISH: LOW SHEEN
- V1 VINYL PLANK  
KARDEAN VAH GOGH -  
VGW99T Reclaimed Redwood.  
ANY TRIMS/ EDGING IN BLACK.  
V1.M = To above & below mirror.  
V1.S = To Stairs Tread


**NOTES:**

- P1 = 89x89x3.5mm SHS
- S1 = 250PFC (250x90) STAIR STRINGER
- S2 = 200PFC (200x75) STAIR STRINGER
- B1 = 50x50x5mm SHS
- B2 = 50x50x5mm SHS
- BALUSTRADE POST FIXED TO CONCRETE SLAB
- BALUSTRADE POST FWAR TO STAIR STRINGER

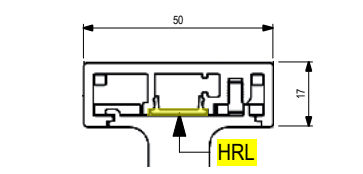
FWAR = FILLET WELD ALL ROUND

**NUTS & BOLTS**  
 ALL NUTS & BOLTS TO BE IN BLACK FINISH TO MATCH P/C BLACK STEEL

**STAIRS FINISH**  
 ALL STEEL COMPONENTS TO BE IN POWDER COAT MATT BLACK FINISH.



RICHIE RAIL 17 - STAINLESS STEEL, POWDER COAT IN MATT BLACK FINISH.

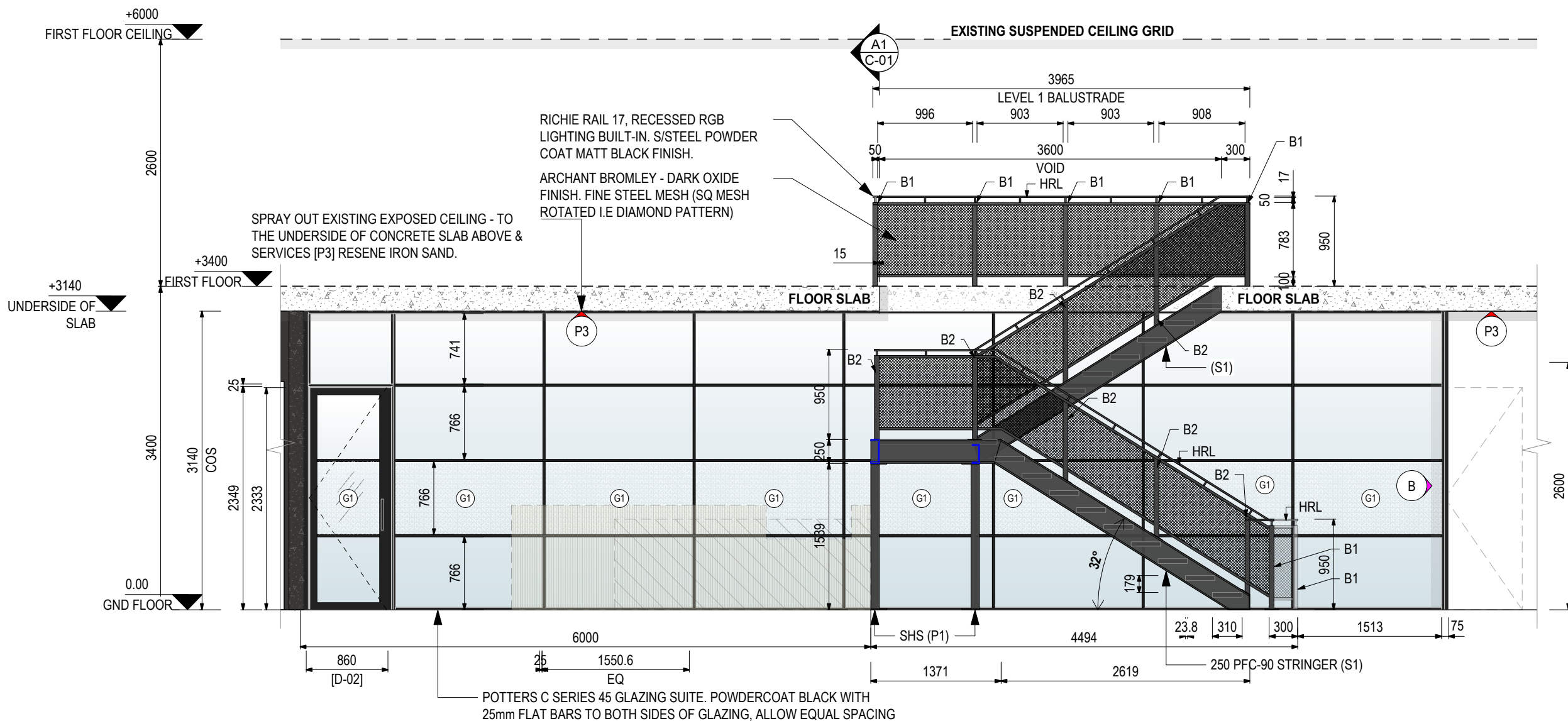


**BUILDING CONSENT - 7/9/21**

	PROJECT	NZMA CARBINE ROAD	DATE:	30/08/21	REVISION	<b>B</b>	ISSUE
	CLIENT	NZMA	SCALE:	1:50 @A3	DRAWN:	TN	SIGN-OFF DATE:
	DWG	PROPOSED LOBBY & STAIRS PLAN	CHKD:	ME	PROJECT #	21-24	
					DWG #	C-00	CLIENT SIGN-OFF:

B	30/8/21	STRUCTURAL SPECS UPDATED.
A	10/8/21	HANDRAIL LIGHTS /BAL. SPECS UPDATED
ISSUE	DATE	REVISION

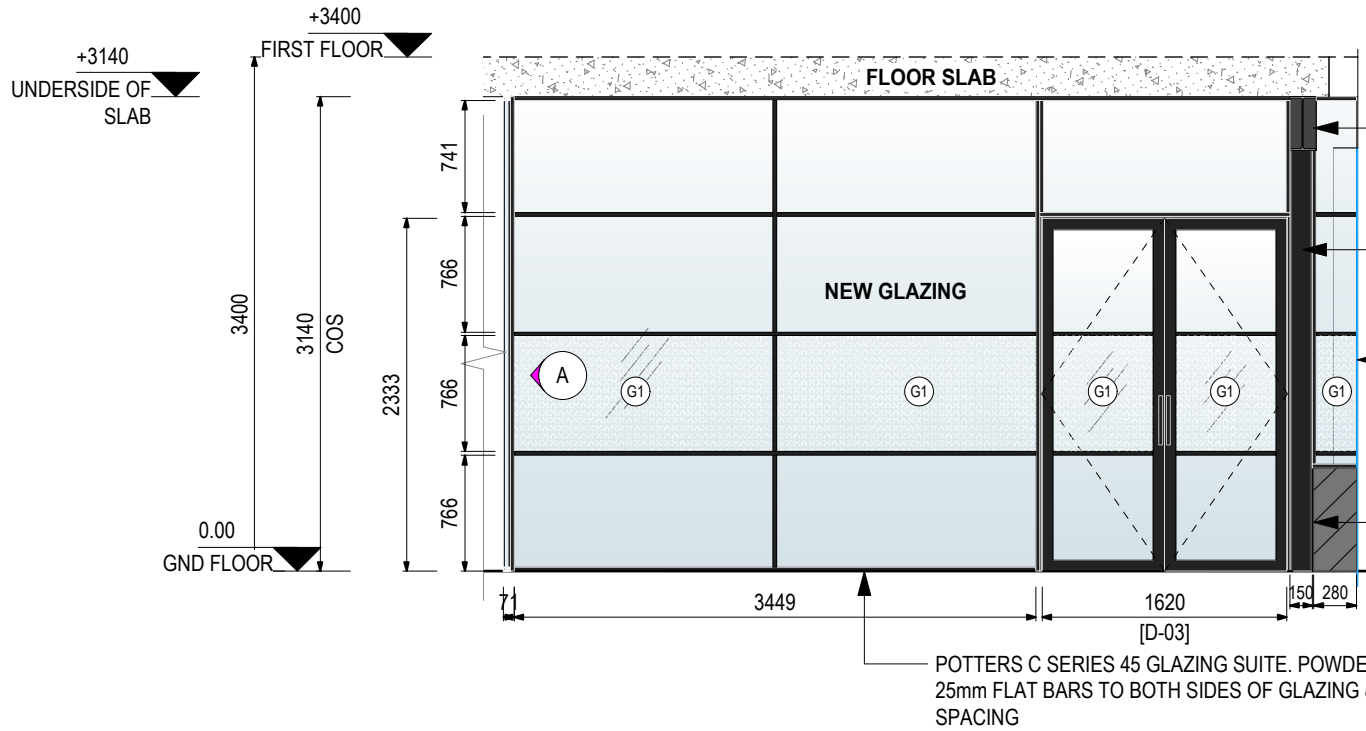
BUILDING E. 42 TAWA DRIVE ALBANY, AUCKLAND 0632  
 Mob: +64 21 959292 | www.ellerydesign.co.nz  
 These drawings are copyright of Ellery Design Ltd - do not scale this drawing - check all dimensions on site



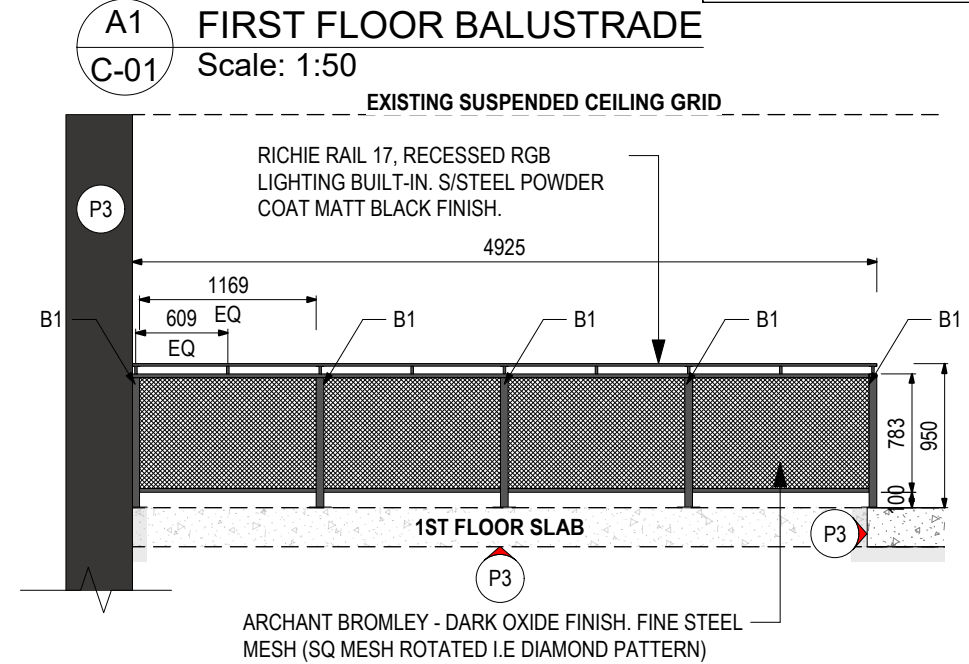
**A**  
C-01 **PROPOSED LOBBY & STAIRS ELEVATION A**  
Scale: 1:50

FINISHES LEGEND:	
P1	TYPE: PAINT DESIGN: RESENE ZYLONE COLOUR: <b>BLACK</b> FINISH: LOW SHEEN
P2	TYPE: PAINT DESIGN: RESENE ZYLONE COLOUR: <b>WHITE POINTER</b> FINISH: LOW SHEEN
P3	TYPE: PAINT DESIGN: RESENE ZYLONE COLOUR: <b>IRONSAND</b> FINISH: LOW SHEEN
P4	TYPE: PAINT DESIGN: RESENE ZYLONE COLOUR: <b>BOKARA GREY</b> FINISH: LOW SHEEN
V1	VINYL PLANK KARDEAN VAH GOGH - VGW99T Reclaimed Redwood. ANY TRIMS/ EDGING IN BLACK. V1.M = To above & below mirror. V1.S = To Stairs Tread
G1	REVERSE CUT FROSTED VINYL. TO INSIDE FACE GLAZING. NZMA PATTERN

**NOTES:**  
P1 = 89x89x3.5mm SHS  
S1 = 250PFC (250x90) STAIR STRINGER  
S2 = 200PFC (200x75) STAIR STRINGER  
B1 = 50x50x5mm SHS  
BALUSTRADE POST FIXED TO CONCRETE SLAB  
B2 = 50x50x5mm SHS  
BALUSTRADE POST FWAR TO STAIR STRINGER  
**FWAR = FILLET WELD ALL ROUND**  
**NUTS & BOLTS**  
ALL NUTS & BOLTS TO BE IN BLACK  
FINISH TO MATCH P/C BLACK STEEL  
**STAIRS FINISH**  
ALL STEEL COMPONENTS TO BE IN  
POWDER COAT MATT BLACK FINISH.



**B**  
C-01 **PROPOSED LOBBY & STAIRS ELEVATION B**  
Scale: 1:50



**A1**  
C-01 **FIRST FLOOR BALUSTRADE**  
Scale: 1:50

**BUILDING CONSENT - 7/9/21**

ISSUE	DATE	REVISION
D	1/9/21	RICHIE-RAIL MT BRACKET SLOPE PITCH LINE.
C	30/8/21	STRUCTURAL SPECS UPDATED.
B	18/8/21	G1 FROSTVINYL ADDED
A	22/6/21	ELEVATION A AMENDED STAIR DWG

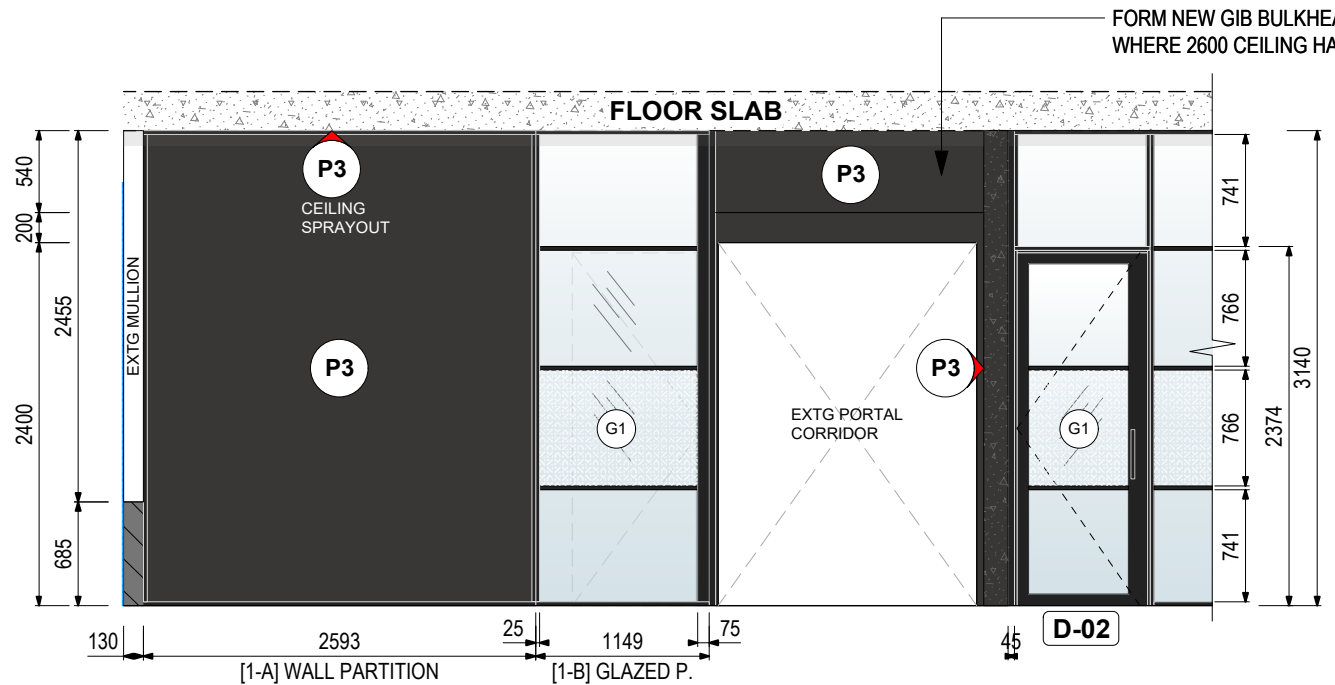


PROJECT	NZMA CARBINE ROAD	DATE:	01/08/21	REVISION	<b>D</b>	ISSUE
CLIENT	NZMA	SCALE:	1:50 @A3	DRAWN:	TN	SIGN-OFF DATE:
DWG	PROPOSED LOBBY & STAIRS ELEVATION	CHKD:	ME	PROJECT #	21-24	
				DWG #	C-01	CLIENT SIGN-OFF:

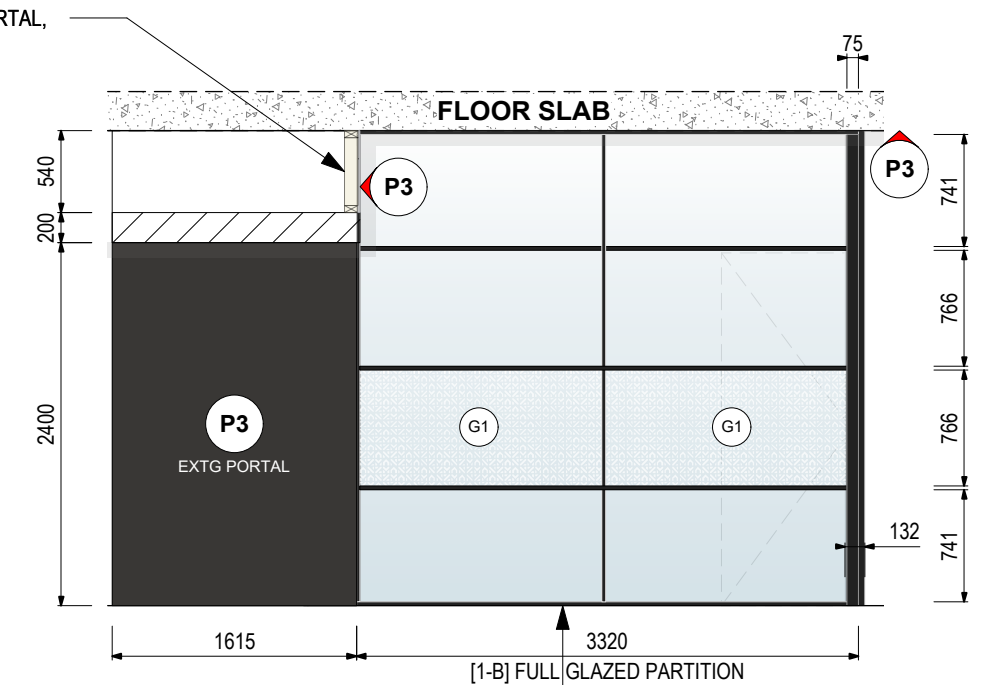
BUILDING E. 42 TAWA DRIVE  
ALBANY, AUCKLAND 0632  
Mob: +64 21 959292 | www.ellerydesign.co.nz  
These drawings are copyright of Ellery Design Ltd - do not scale this drawing - check all dimensions on site

**FINISHES LEGEND:**

<b>P1</b>	TYPE: PAINT DESIGN: RESENE ZYLONE COLOUR: <b>BLACK</b> FINISH: LOW SHEEN
<b>P2</b>	TYPE: PAINT DESIGN: RESENE ZYLONE COLOUR: <b>WHITE POINTER</b> FINISH: LOW SHEEN
<b>P3</b>	TYPE: PAINT DESIGN: RESENE ZYLONE COLOUR: <b>IRONSAND</b> FINISH: LOW SHEEN
<b>P4</b>	TYPE: PAINT DESIGN: RESENE ZYLONE COLOUR: <b>BOKARA GREY</b> FINISH: LOW SHEEN
<b>V1</b>	VINYL PLANK KARDEAN VAH GOGH - VGW99T Reclaimed Redwood. ANY TRIMS/ EDGING IN BLACK. <b>V1.M</b> = To above & below mirror. <b>V1.S</b> = To Stairs Tread
<b>G1</b>	REVERSE CUT FROSTED VINYL. TO INSIDE FACE GLAZING. NZMA PATTERN

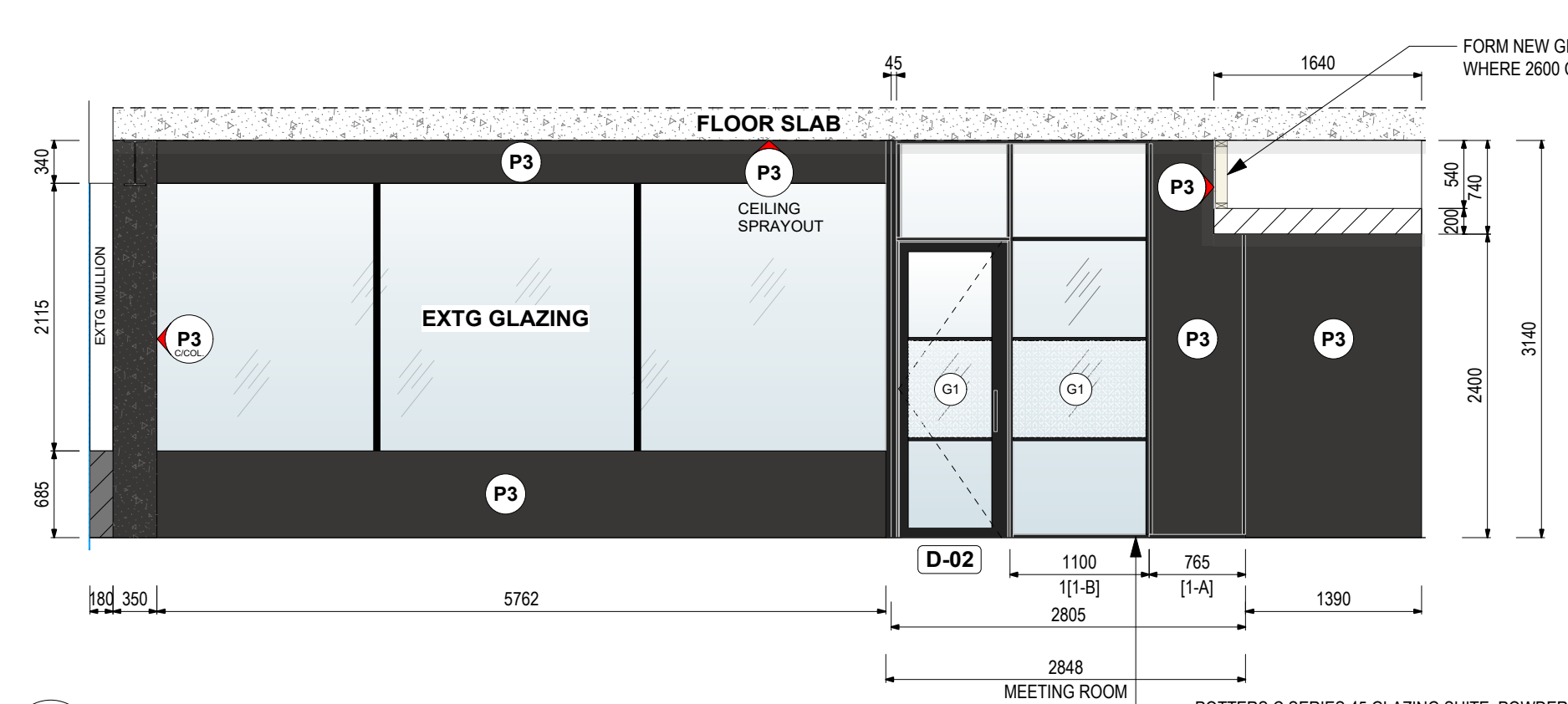


**C2 ELEVATION C2 (MTG RM)**  
C-02 Scale: 1:50

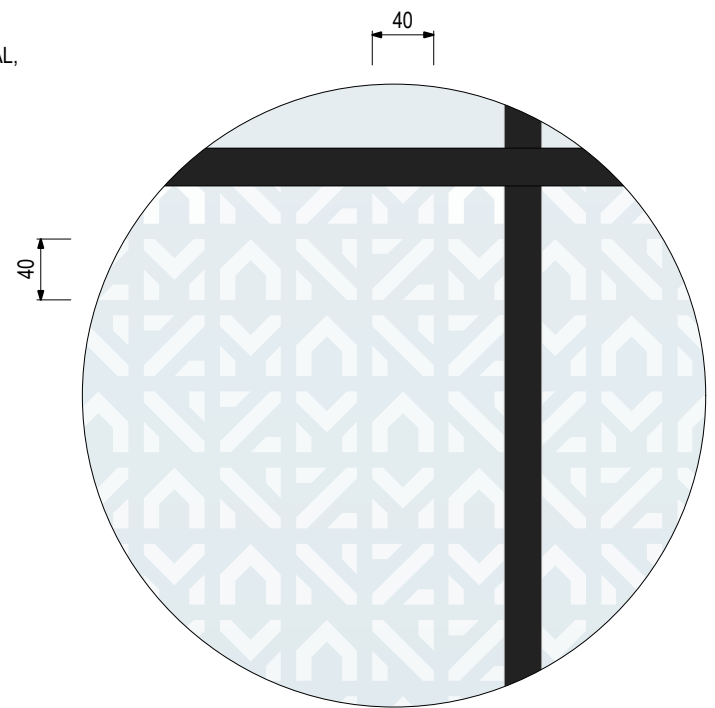


**C3 ELEVATION C3**  
C-02 Scale: 1:50

POTTERS C SERIES 45 GLAZING SUITE. POWDERCOAT BLACK WITH 25mm FLAT BARS TO BOTH SIDES OF GLAZING, ALLOW EQUAL SPACING



**C1 ELEVATION C1**  
C-02 Scale: 1:50



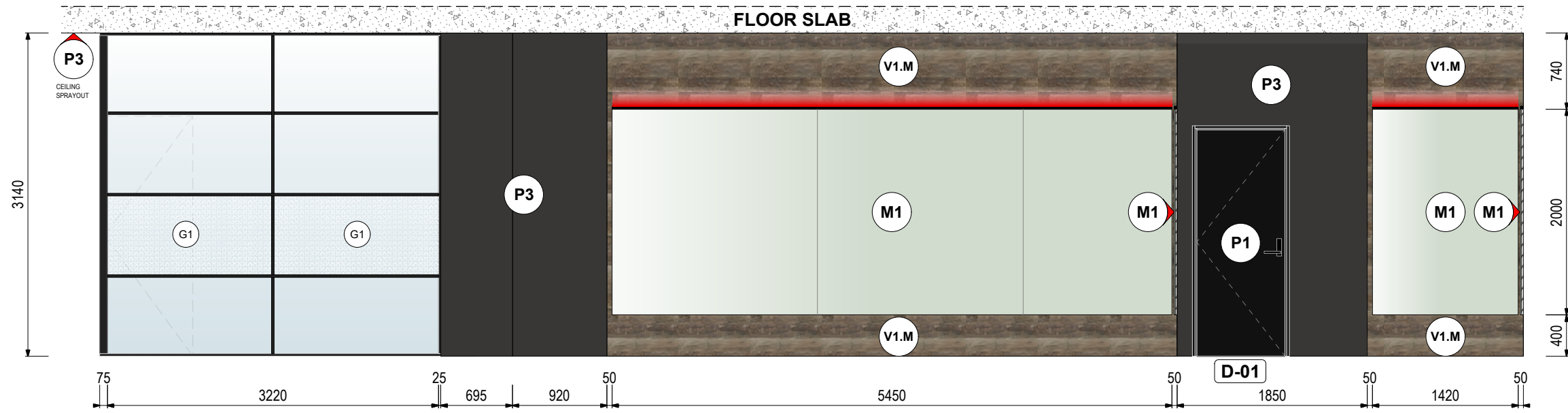
**G1 - FROSTED VINYL NZMA**  
Scale: 1:5  
REVERSE CUT (NZMA LETTERS CUTOUT) FROSTED VINYL APPLIED TO INSIDE FACE OF GLAZING

**BUILDING CONSENT - 7/9/21**

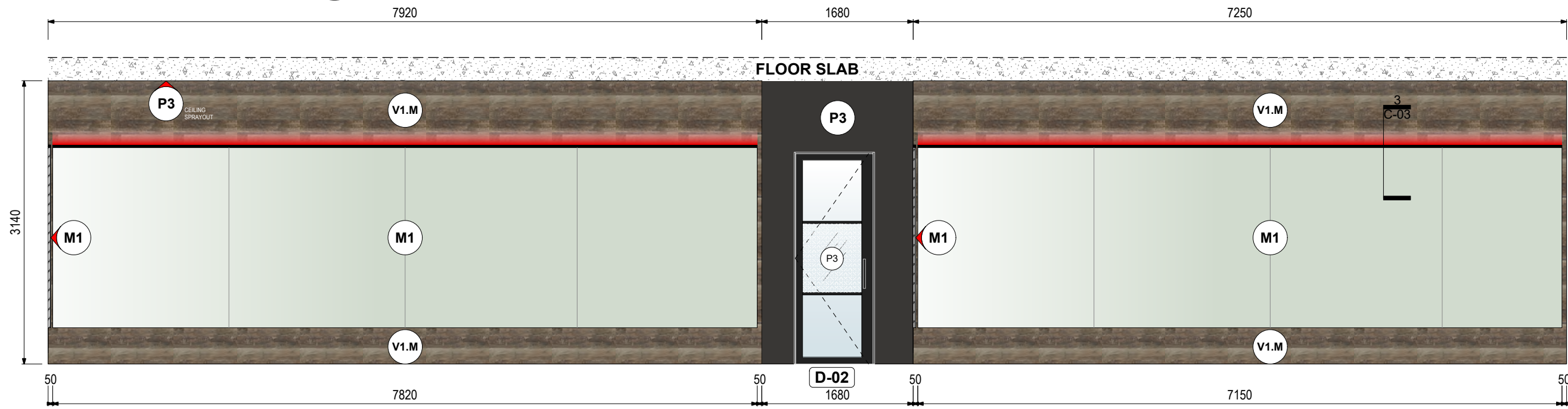
<p>Ellery DESIGN</p> <p>BUILDING E. 42 TAWA DRIVE ALBANY, AUCKLAND 0632 Mob: +64 21 959292   www.ellerydesign.co.nz</p>	PROJECT NZMA CARBINE ROAD	DATE: 16/08/21	REVISION	ISSUE
	CLIENT NZMA	SCALE: 1:50 @A3	DRAWN: TN	SIGN-OFF DATE:
	DWG ELEVATIONS: LOBBY/MTG RM	CHKD: ME	PROJECT # 21-24	
			DWG # C-02	CLIENT SIGN-OFF:

ISSUE	DATE	REVISION

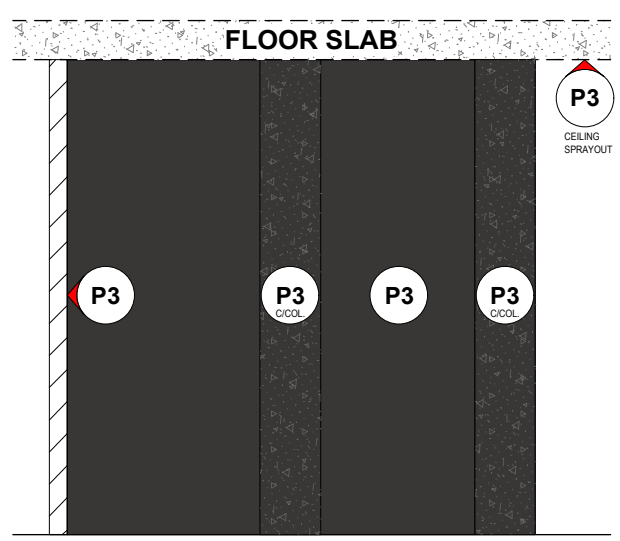
These drawings are copyright of Ellery Design Ltd - do not scale this drawing - check all dimensions on site



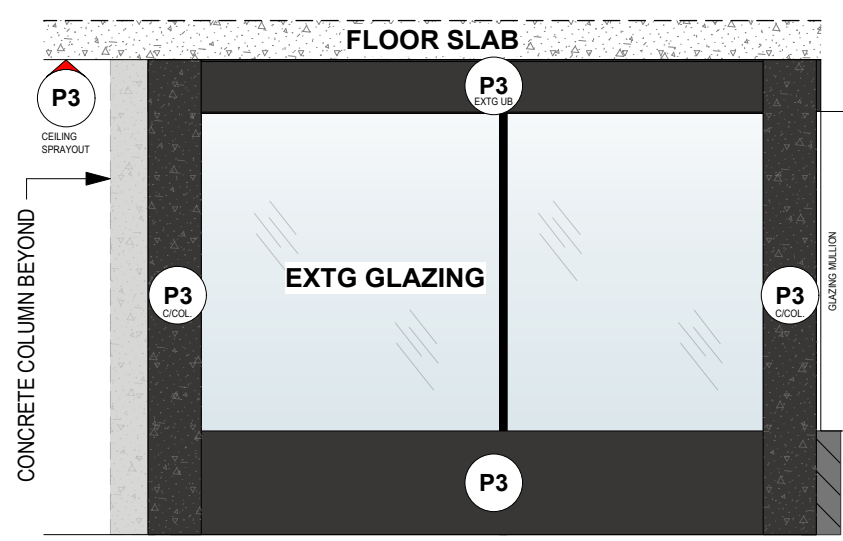
**D1 ELEVATION D1 (GYM)**  
C-03 Scale: 1:50



**D2 ELEVATION D2 (GYM)**  
C-03 Scale: 1:50



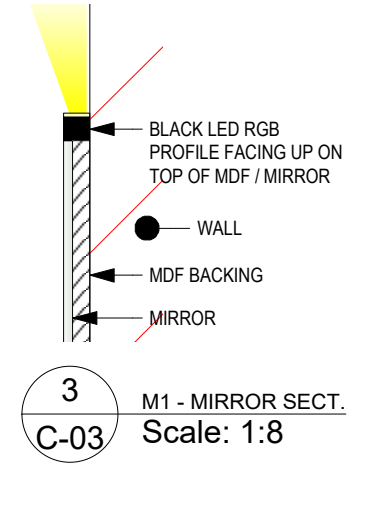
**D3 ELEVATION D3 (GYM)**  
C-03 Scale: 1:50



**D4 ELEVATION D4 (GYM)**  
C-03 Scale: 1:50

**FINISHES LEGEND:**

<b>P1</b>	TYPE: PAINT DESIGN: RESENE ZYLONE COLOUR: <b>BLACK</b> FINISH: LOW SHEEN
<b>P2</b>	TYPE: PAINT DESIGN: RESENE ZYLONE COLOUR: <b>WHITE POINTER</b> FINISH: LOW SHEEN
<b>P3</b>	TYPE: PAINT DESIGN: RESENE ZYLONE COLOUR: <b>IRONSAND</b> FINISH: LOW SHEEN
<b>P4</b>	TYPE: PAINT DESIGN: RESENE ZYLONE COLOUR: <b>BOKARA GREY</b> FINISH: LOW SHEEN
<b>V1</b>	VINYL PLANK KARDEAN VAH GOGH - VGW99T Reclaimed Redwood. ANY TRIMS/ EDGING IN BLACK. <b>V1.M</b> = To above & below mirror. <b>V1.S</b> = To Stairs Tread
<b>S1</b>	SERATONE AQUA BLACK SUBWAY TILE - LAMINEX.
<b>M1</b>	MIRROR 2M HIGH ON MDF BACKING FIXED TO WALL @ 400 AFFL



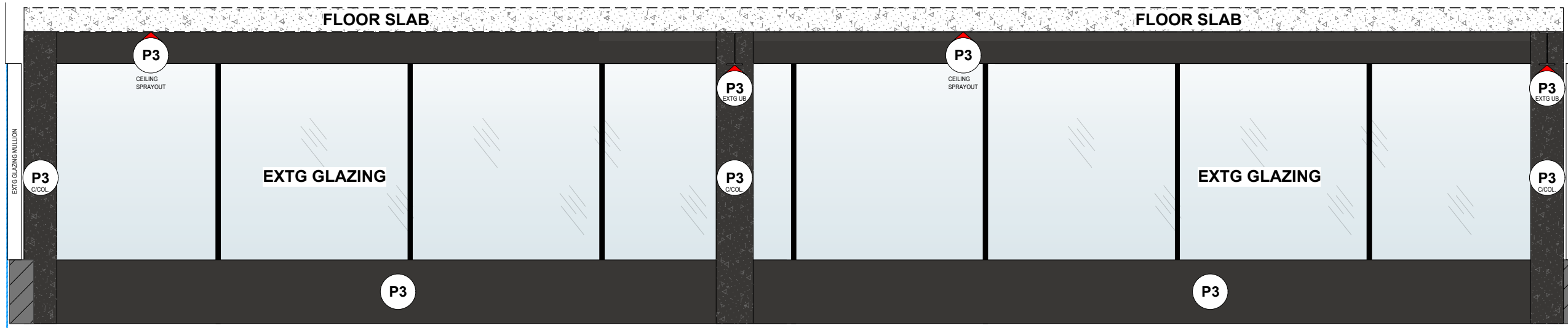
**3 M1 - MIRROR SECT.**  
C-03 Scale: 1:8

**BUILDING CONSENT - 7/9/21**

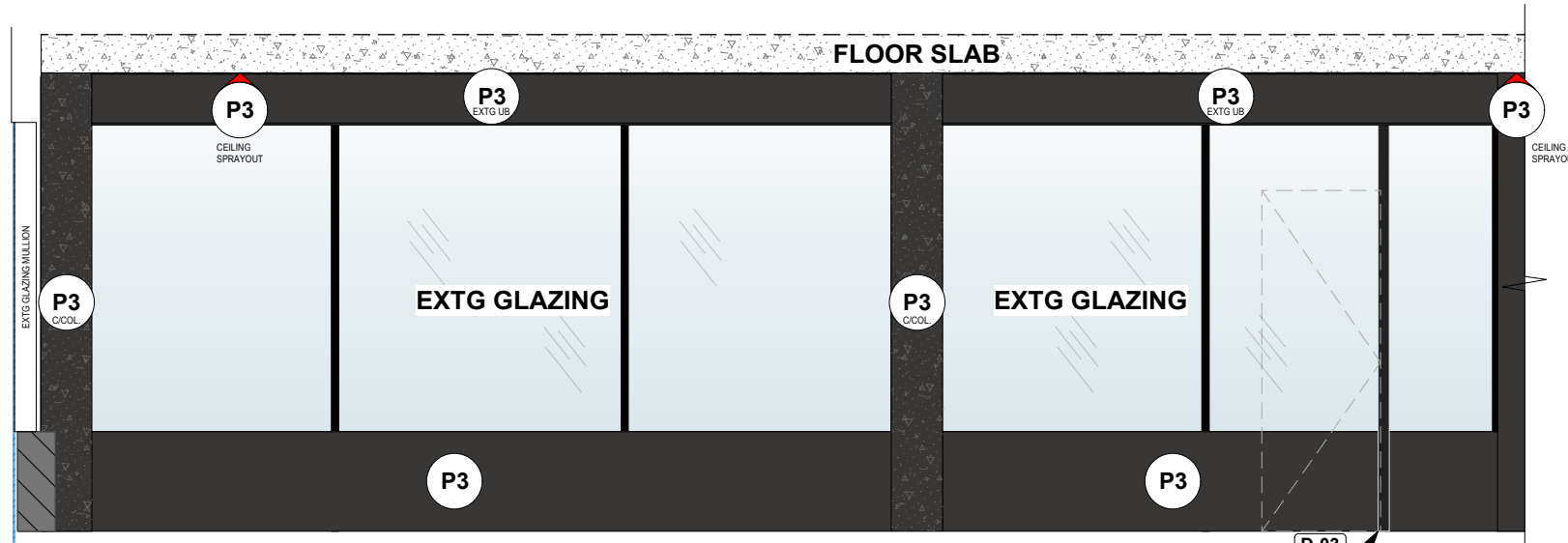
	PROJECT	NZMA CARBINE ROAD	DATE:	16/08/21	REVISION	ISSUE
	CLIENT	NZMA	SCALE:	1:50 @A3	PROJECT #	21-24
	DWG	ELEVATIONS: GYM	DRAWN:	TN	CHKD:	ME
					DWG #	C-03

ISSUE	DATE	REVISION
-------	------	----------

These drawings are copyright of Ellery Design Ltd - do not scale this drawing - check all dimensions on site

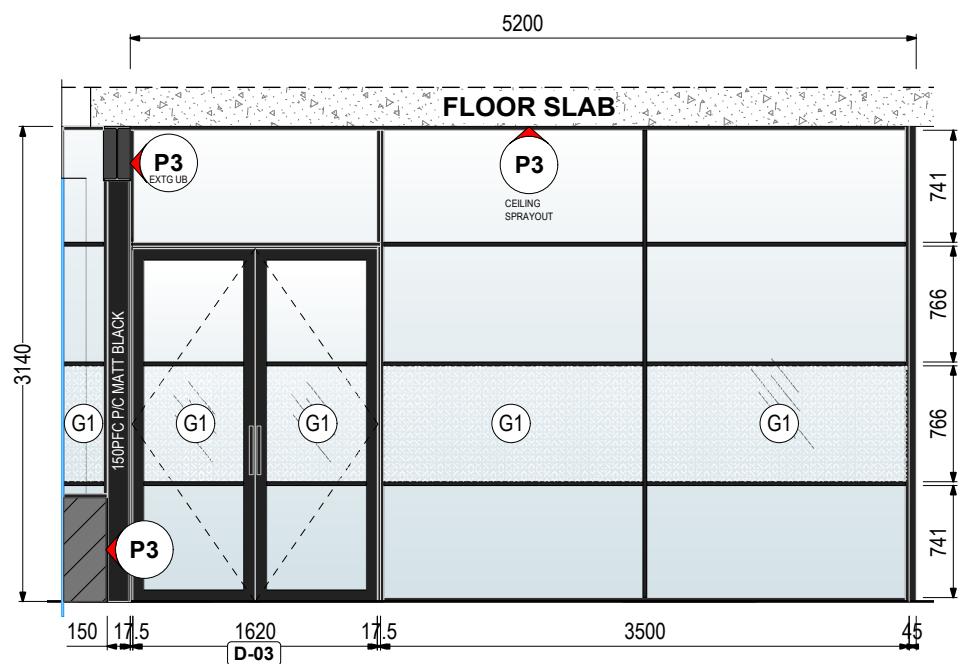


**D5 ELEVATION D5 (GYM)**  
C-04 Scale: 1:50

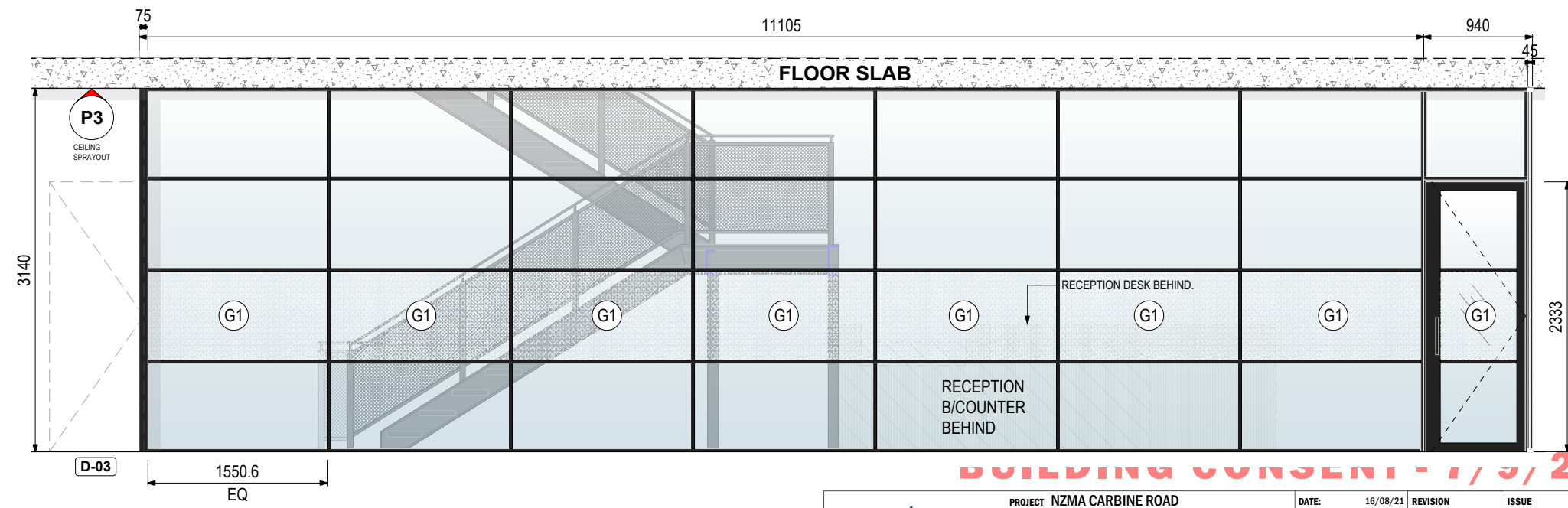


**D6 ELEVATION D6 (GYM)**  
C-04 Scale: 1:50

9125  
INSIDE GYM AREA  
Allow for 150PFC-75 up to underside of existing 360 UB51 beam above. Allow for fixing to slab below & 360 UB51 beam above. Powder coat Matt Black



**D7 ELEVATION D7 (GYM)**  
C-04 Scale: 1:50



**D8 ELEVATION D8 (GYM)**  
C-04 Scale: 1:50

FINISHES LEGEND:	
<b>P1</b>	TYPE: PAINT DESIGN: RESENE ZYLONE COLOUR: <b>BLACK</b> FINISH: LOW SHEEN
<b>P2</b>	TYPE: PAINT DESIGN: RESENE ZYLONE COLOUR: <b>WHITE POINTER</b> FINISH: LOW SHEEN
<b>P3</b>	TYPE: PAINT DESIGN: RESENE ZYLONE COLOUR: <b>IRONSAND</b> FINISH: LOW SHEEN
<b>P4</b>	TYPE: PAINT DESIGN: RESENE ZYLONE COLOUR: <b>BOKARA GREY</b> FINISH: LOW SHEEN
<b>V1</b>	VINYL PLANK KARDEAN VAH GOGH - VGW99T Reclaimed Redwood. ANY TRIMS/ EDGING IN BLACK. <b>V1.M</b> = To above & below mirror. <b>V1.S</b> = To Stairs Tread
<b>S1</b>	SERATONE AQUA BLACK SUBWAY TILE - LAMINEX.
<b>M1</b>	MIRROR 2M HIGH ON MDF BACKING FIXED TO WALL @ 400 AFFL

**BUILDING CONSENT - 1/3/21**

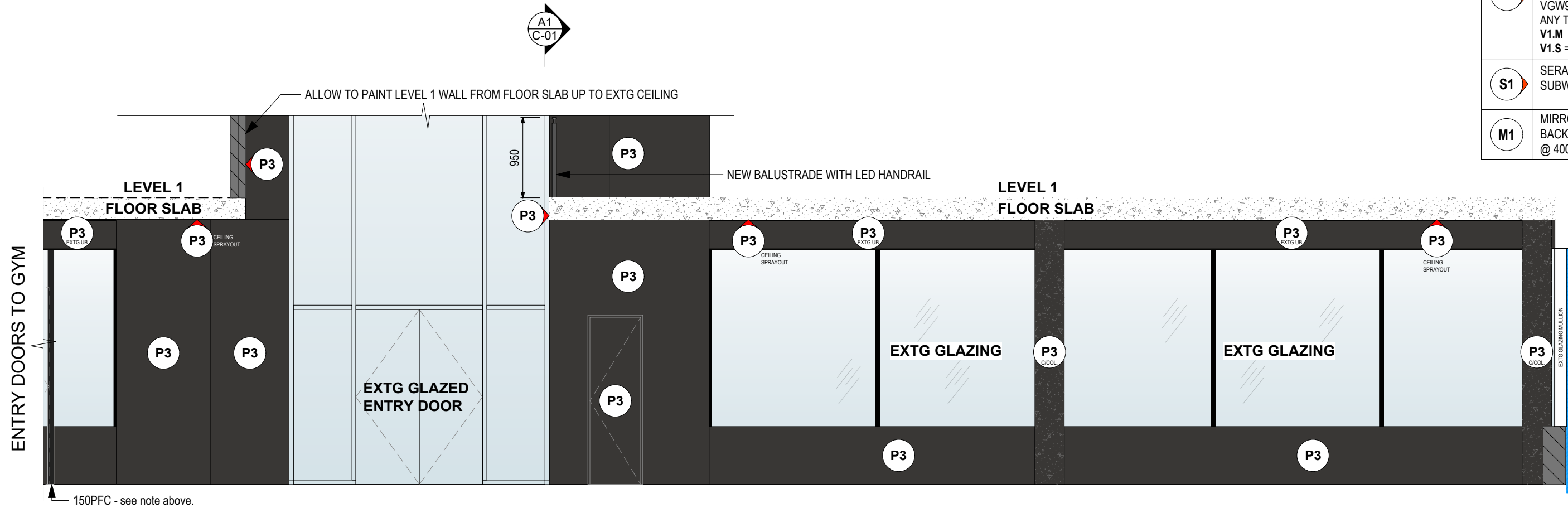
 BUILDING E. 42 TAWA DRIVE ALBANY, AUCKLAND 0632 Mob: +64 21 959292   www.ellerydesign.co.nz	PROJECT	NZMA CARBINE ROAD	DATE:	16/08/21	REVISION	ISSUE
	CLIENT	NZMA	SCALE:	1:50 @A3	PROJECT #	21-24
	DWG	ELEVATIONS: GYM	DRAWN:	TN	CHKD:	ME
					DWG #	C-04

ISSUE	DATE	REVISION

These drawings are copyright of Ellery Design Ltd - do not scale this drawing - check all dimensions on site

**FINISHES LEGEND:**

<b>P1</b>	TYPE: PAINT DESIGN: RESENE ZYLONE COLOUR: <b>BLACK</b> FINISH: LOW SHEEN
<b>P2</b>	TYPE: PAINT DESIGN: RESENE ZYLONE COLOUR: <b>WHITE POINTER</b> FINISH: LOW SHEEN
<b>P3</b>	TYPE: PAINT DESIGN: RESENE ZYLONE COLOUR: <b>IRONSAND</b> FINISH: LOW SHEEN
<b>P4</b>	TYPE: PAINT DESIGN: RESENE ZYLONE COLOUR: <b>BOKARA GREY</b> FINISH: LOW SHEEN
<b>V1</b>	VINYL PLANK KARDEAN VAH GOGH - VGW99T Reclaimed Redwood. ANY TRIMS/ EDGING IN BLACK. <b>V1.M</b> = To above & below mirror. <b>V1.S</b> = To Stairs Tread
<b>S1</b>	SERATONE AQUA BLACK SUBWAY TILE - LAMINEX.
<b>M1</b>	MIRROR 2M HIGH ON MDF BACKING FIXED TO WALL @ 400 AFFL



**C4** ELEVATION C4 (GND ENTRY/LOBBY)  
**C-05** Scale: 1:50

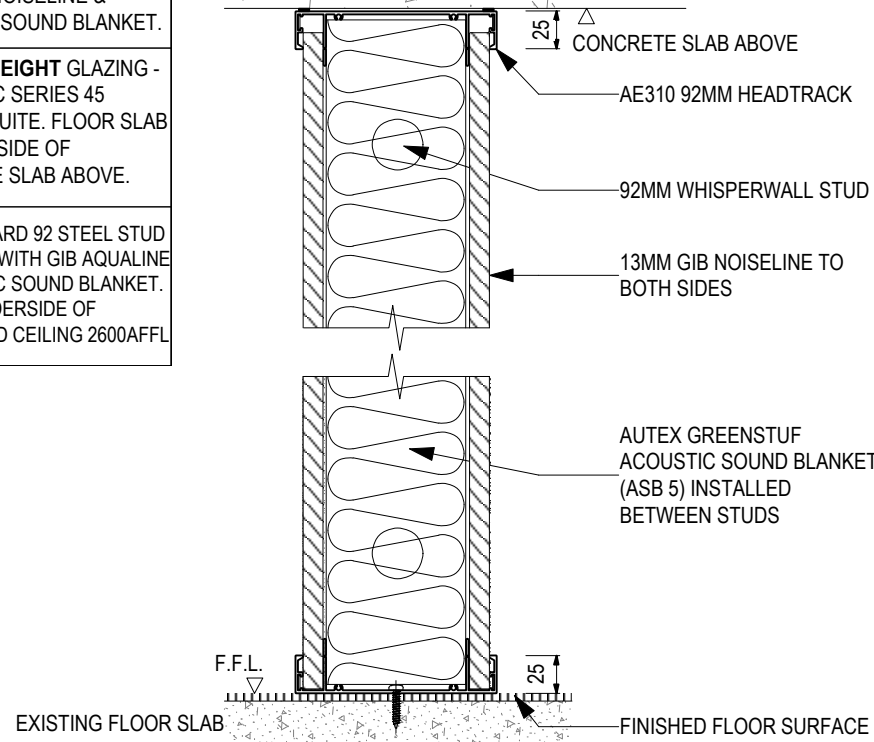
**BUILDING CONSENT - 7/9/21**

<p>ELLERY DESIGN</p> <p><small>BUILDING E. 42 TAWA DRIVE ALBANY, AUCKLAND 0632 Mob: +64 21 959292   www.ellerydesign.co.nz</small></p>	PROJECT NZMA CARBINE ROAD	DATE: 16/08/21	REVISION	ISSUE
	CLIENT NZMA	SCALE: 1:50 @A3	DRAWN: TN	PROJECT # 21-24
	DWG ELEVATIONS: LOBBY	CHKD: ME	DWG # C-05	CLIENT SIGN-OFF:
	<p><small>These drawings are copyright of Ellery Design Ltd - do not scale this drawing - check all dimensions on site</small></p>			

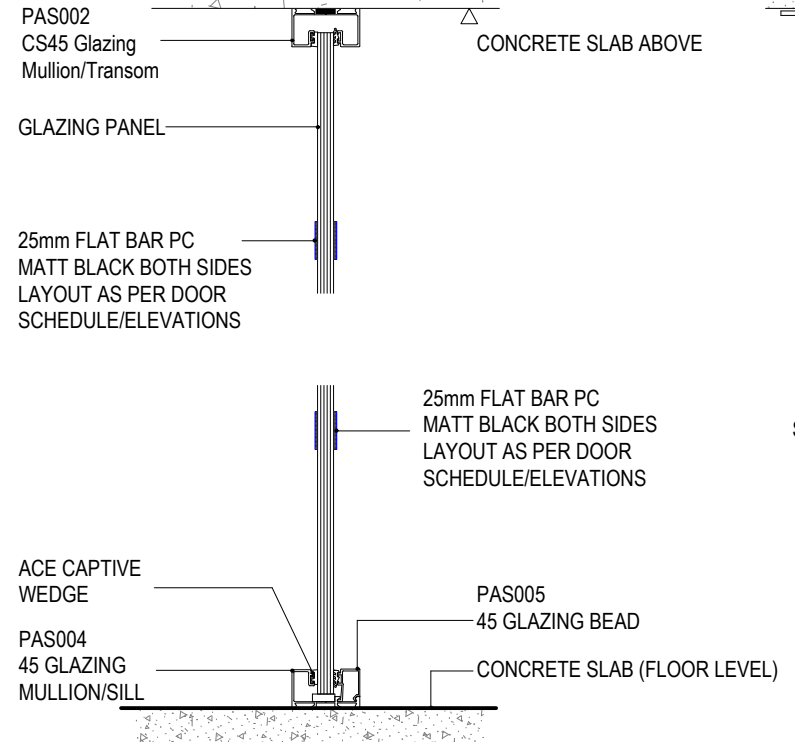
ISSUE	DATE	REVISION

**PARTITION LEGEND:**

<b>1-A</b>	1-A FULL HEIGHT STANDARD 92 STEEL STUD PARTITION. FLOOR SLAB TO UNDERSIDE OF CONCRETE SLAB ABOVE. WITH GIB NOISELINE & ACOUSTIC SOUND BLANKET.
<b>1-B</b>	1-B FULL HEIGHT GLAZING - POTTERS C SERIES 45 GLAZING SUITE. FLOOR SLAB TO UNDERSIDE OF CONCRETE SLAB ABOVE.
<b>1-C</b>	1-C STANDARD 92 STEEL STUD PARTITION WITH GIB AQUALINE & ACOUSTIC SOUND BLANKET. FFL TO UNDERSIDE OF SUSPENDED CEILING 2600AFFL.

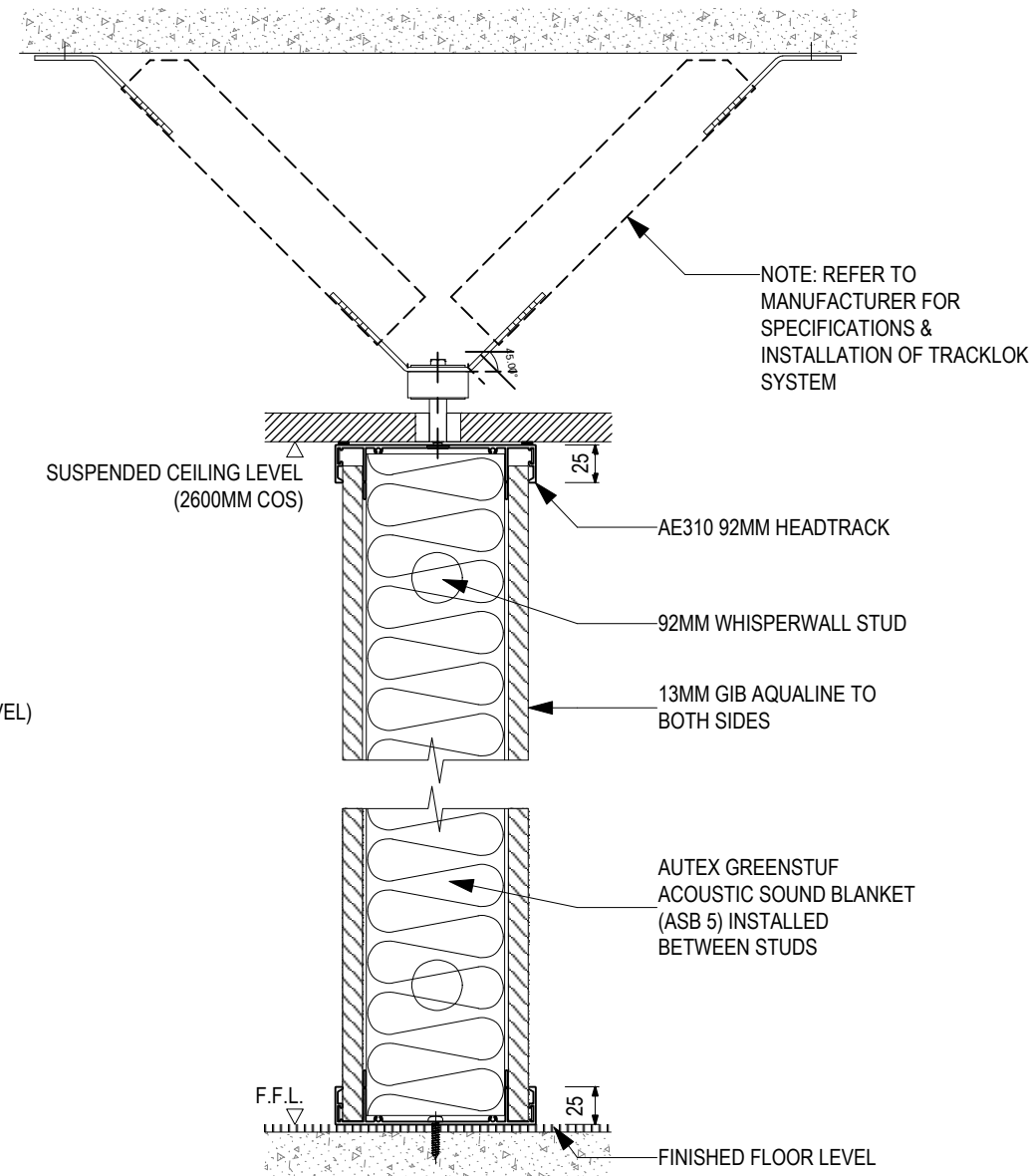


**1 FULL HEIGHT WALL PARTITION 1-A DETAIL**  
D-00 Scale: 1:5



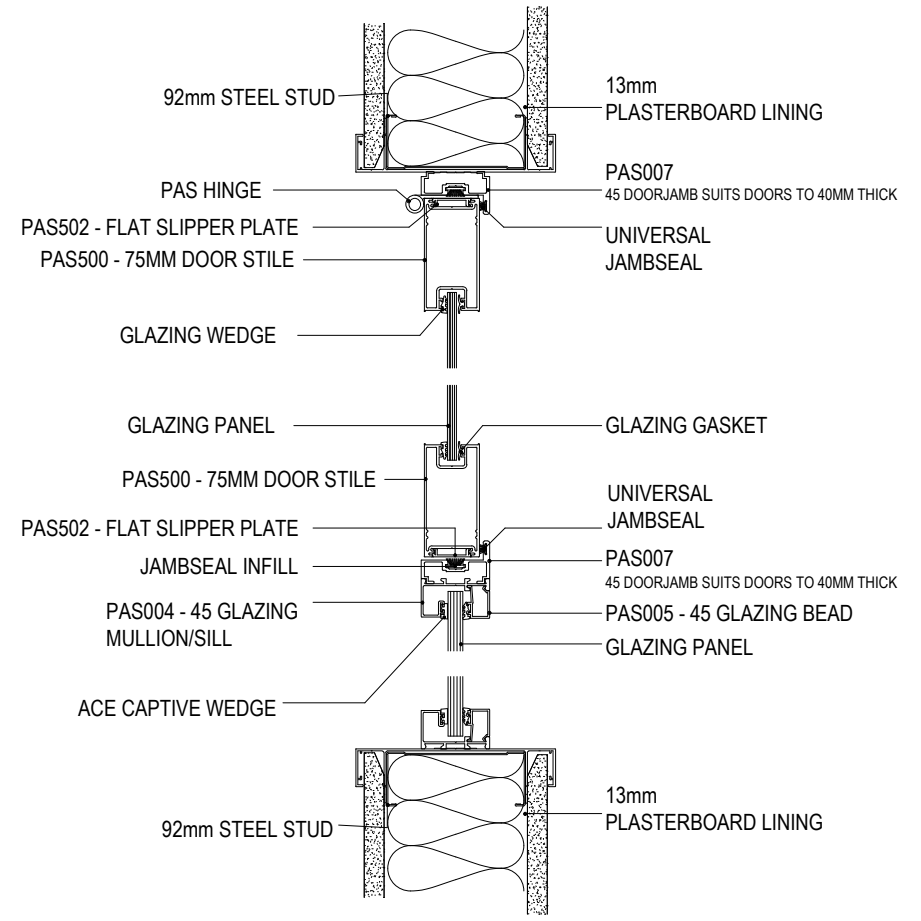
**2 FULL GLAZING PARTITION 1-B DETAIL**  
D-00 Scale: 1:5

**TRACKLOK DETAIL**



**3 AQUALINE PARTITION 1-C DETAIL**  
D-00 Scale: 1:5

**NOTE: REFER TO DWG (A-A / D0-2) FOR SHOWER SPECIFIC PARTITION & EXTRA 10mm GIB AQUALINE LINING TO SHOWER TRAY DETAILS**



**4 POTTERS C SERIES 45 TYPICAL DETAIL**  
D-00 Scale: 1:5

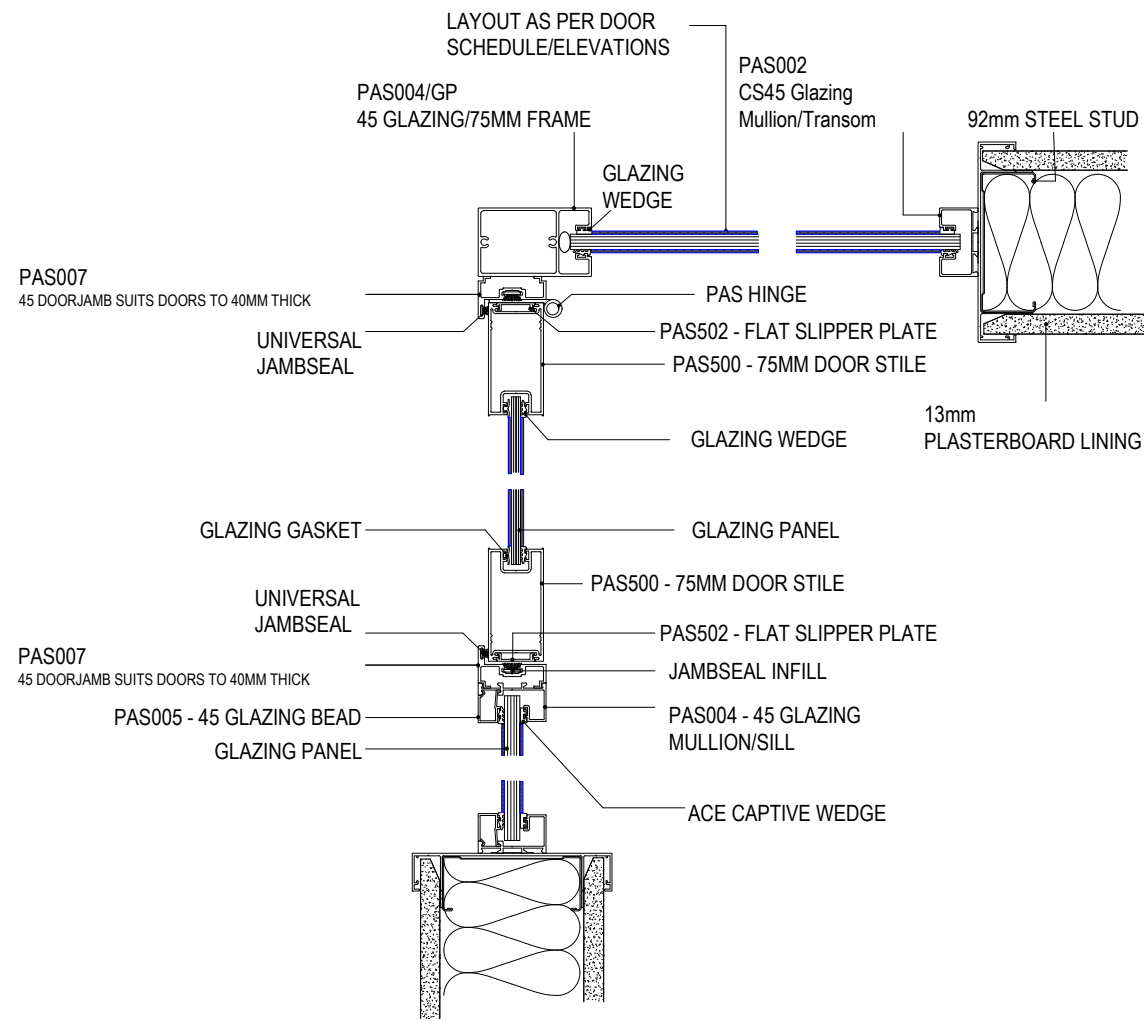
**BUILDING CONSENT - 7/9/21**

	PROJECT	NZMA CARBINE ROAD	DATE:	10/06/21	REVISION	A	ISSUE
	CLIENT	NZMA	SCALE:	1:5@A3	DRAWN:	TN	SIGN-OFF DATE:
	DWG	PARTITION DETAILS	CHKD:	ME	PROJECT #	21-24	
					DWG #	D-00	CLIENT SIGN-OFF:

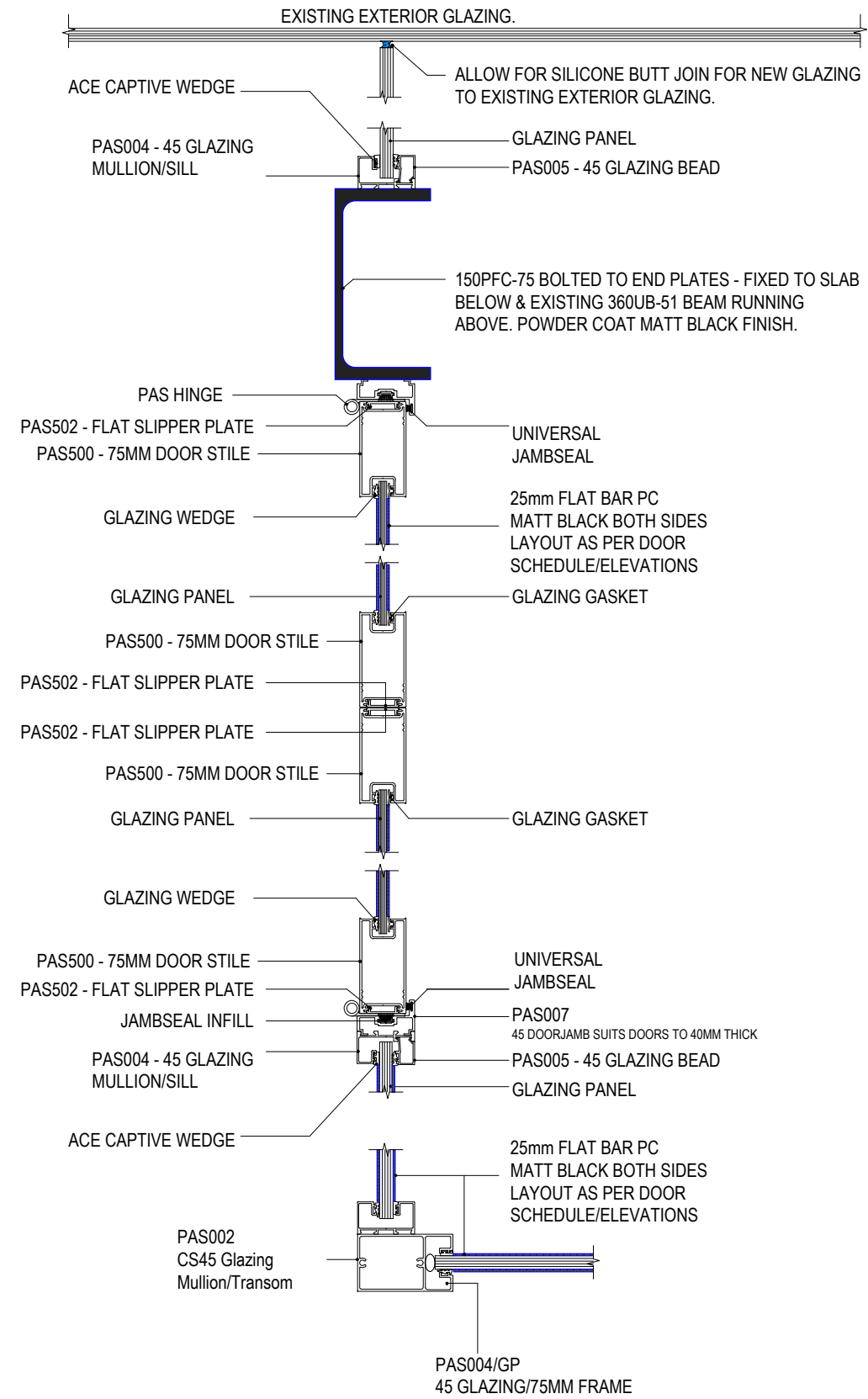
A	10/8/21	REVISED PARTITIONS
ISSUE	DATE	REVISION

BUILDING E. 42 TAWA DRIVE ALBANY, AUCKLAND 0632 Mob: +64 21 959292 | www.ellerydesign.co.nz These drawings are copyright of Ellery Design Ltd - do not scale this drawing - check all dimensions on site





1 POTTERS C SERIES 45 TYPICAL CORNER JUNCTION  
D-01 NOT TO SCALE

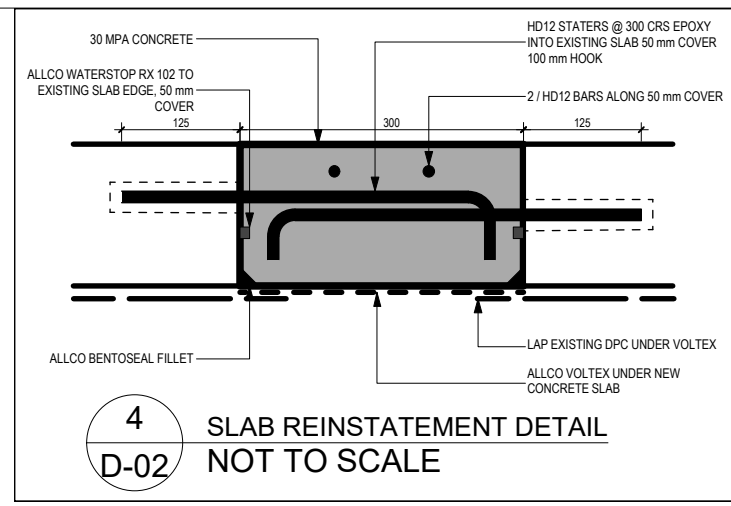
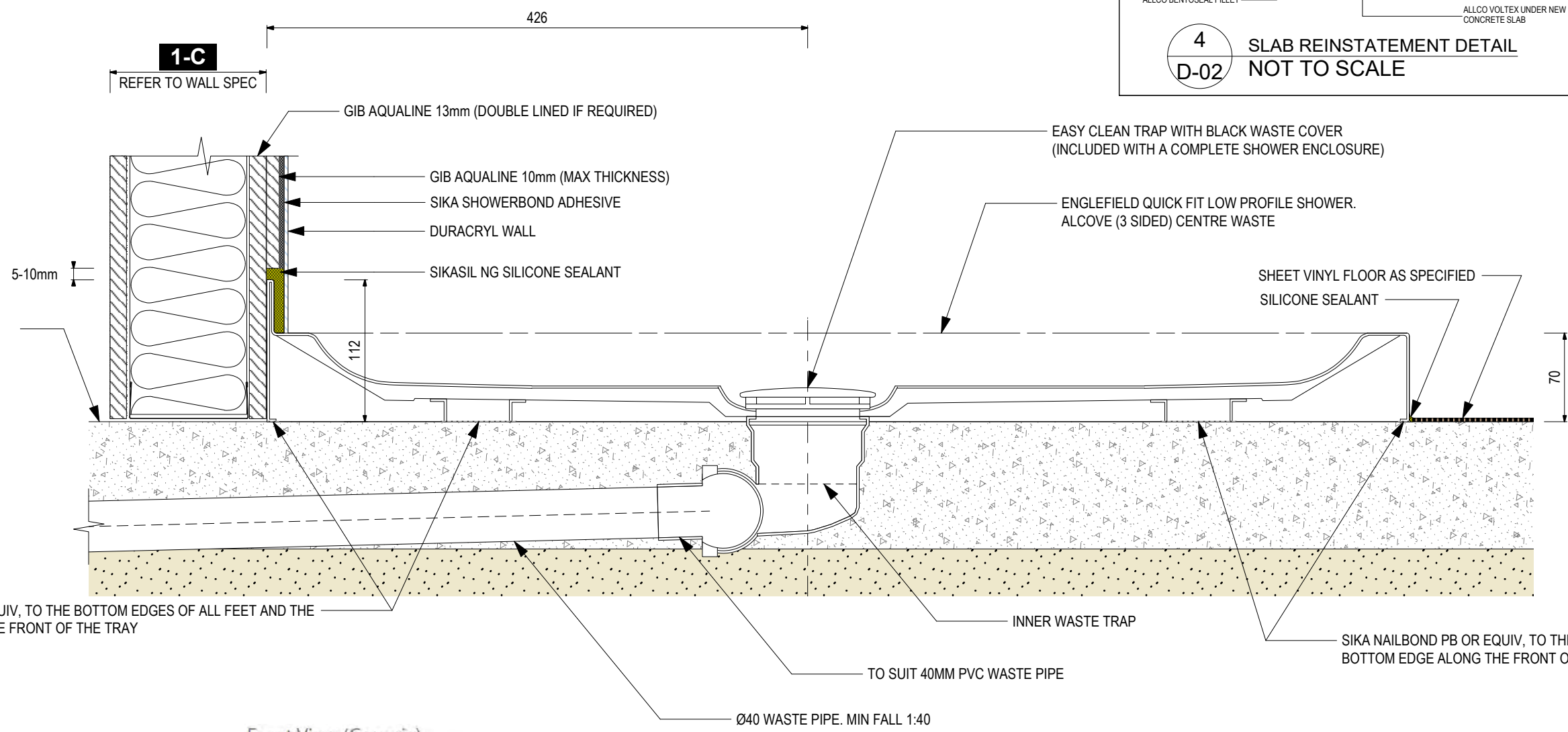


2 POTTERS C SERIES 45 [D-03] DOOR DETAIL  
D-01 NOT TO SCALE

**BUILDING CONSENT - 7/9/21**

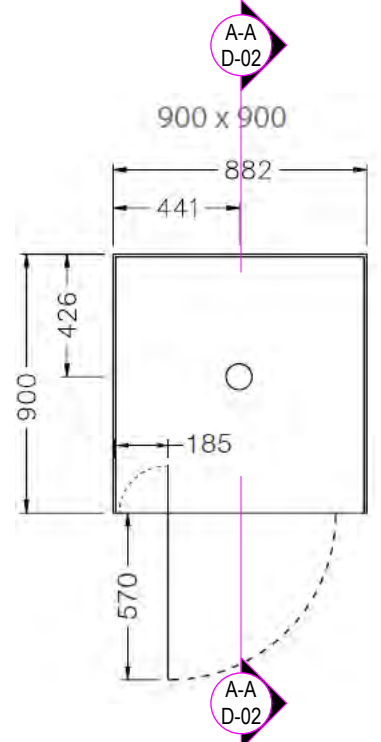
	PROJECT	NZMA CARBINE ROAD	DATE:	11/08/21	REVISION	ISSUE
	CLIENT	NZMA	SCALE:	1:5@A3	PROJECT #	21-24
	DWG	PARTITION DETAILS: POTTERS C SERIES	DRAWN:	TN	CHKD:	ME
			DWG #	D-01	CLIENT SIGN-OFF:	

**A-A SHOWER SECTION VIEW (TYPICAL DETAIL)**  
**D-02 Scale: 1:4**

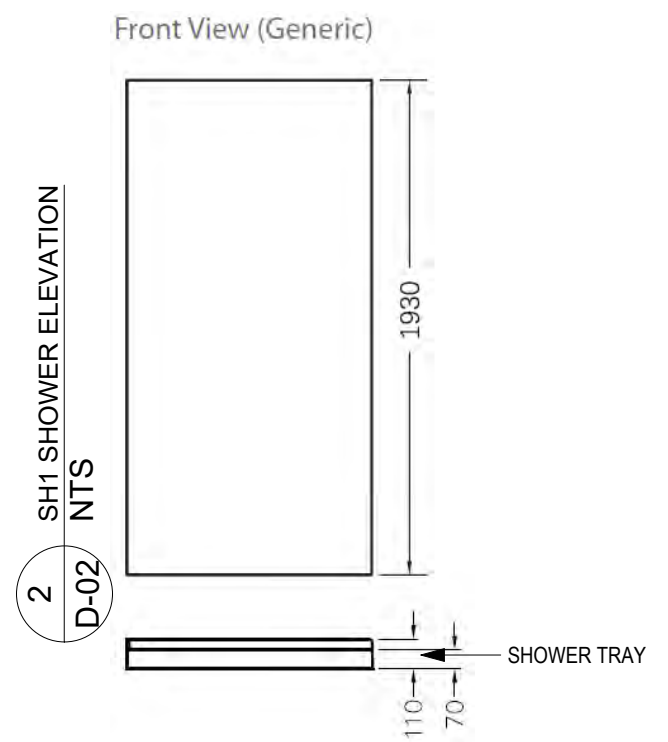


**SANITARY WARE LEGEND:**

<b>SH1</b>	ENGLEFIELD: VALENCIA ELITE ALCOVE PIVOT SHOWER 900x900 BLACK FRAME-CENTRE WASTE 706759A-BL
<b>SHOWER TRAP</b>	BLACK EASY CLEAN TRAP A0629-AS-0 (INCLUDED W/SHOWER)
<b>SHOWER MIXER</b>	MICO ADESSO FORM SKU 719138 Form All Pressure Shower Mixer Black
<b>SHOWER RAIL &amp; HEAD</b>	MICO ADESSO URBAN SKU 707650 Urban Multi-Function Slide Shower Black



**1 SH1 SHOWER PLAN**  
**D-02 NTS**



**2 SH1 SHOWER ELEVATION**  
**D-02 NTS**

**BUILDING CONSENT - 7/9/21**

	PROJECT	NZMA CARBINE ROAD	DATE:	26/08/21	REVISION	ISSUE
	CLIENT	NZMA	SCALE:	As noted @A3	PROJECT #	21-24
	DWG	DETAILS: SHOWER	DRAWN:	TN	SIGN-OFF DATE:	
			CHKD:	ME	DWG #	D-02

ISSUE	DATE	REVISION

These drawings are copyright of Ellery Design Ltd - do not scale this drawing - check all dimensions on site

**FINISHES LEGEND:**

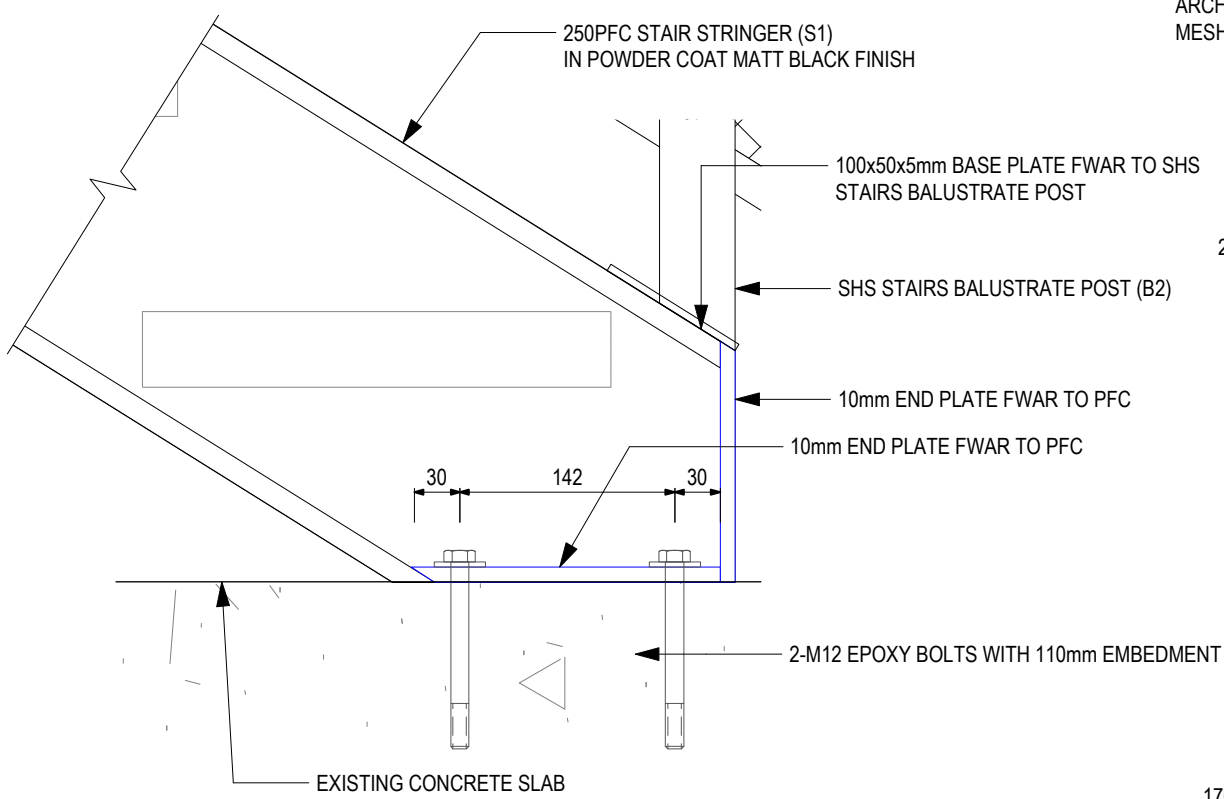
<b>P1</b>	TYPE: PAINT DESIGN: RESENE ZYLONE COLOUR: <b>BLACK</b> FINISH: LOW SHEEN
<b>P2</b>	TYPE: PAINT DESIGN: RESENE ZYLONE COLOUR: <b>WHITE POINTER</b> FINISH: LOW SHEEN
<b>P3</b>	TYPE: PAINT DESIGN: RESENE ZYLONE COLOUR: <b>IRONSAND</b> FINISH: LOW SHEEN
<b>P4</b>	TYPE: PAINT DESIGN: RESENE ZYLONE COLOUR: <b>BOKARA GREY</b> FINISH: LOW SHEEN
<b>V1</b>	VINYL PLANK KARDEAN VAH GOGH - VGW99T Reclaimed Redwood. ANY TRIMS/ EDGING IN BLACK. <b>V1.M</b> = To above & below mirror. <b>V1.S</b> = To Stairs Tread

**NOTES:**  
**P1** = 89x89x3.5mm SHS  
**S1** = 250PFC (250x90) STAIR STRINGER  
**S2** = 200PFC (200x75) STAIR STRINGER  
**B1** = 50x50x5mm SHS  
 BALUSTRADE POST FIXED TO CONCRETRE SLAB  
**B2** = 50x50x5mm SHS  
 BALUSTRADE POST FWAR TO STAIR STRINGER

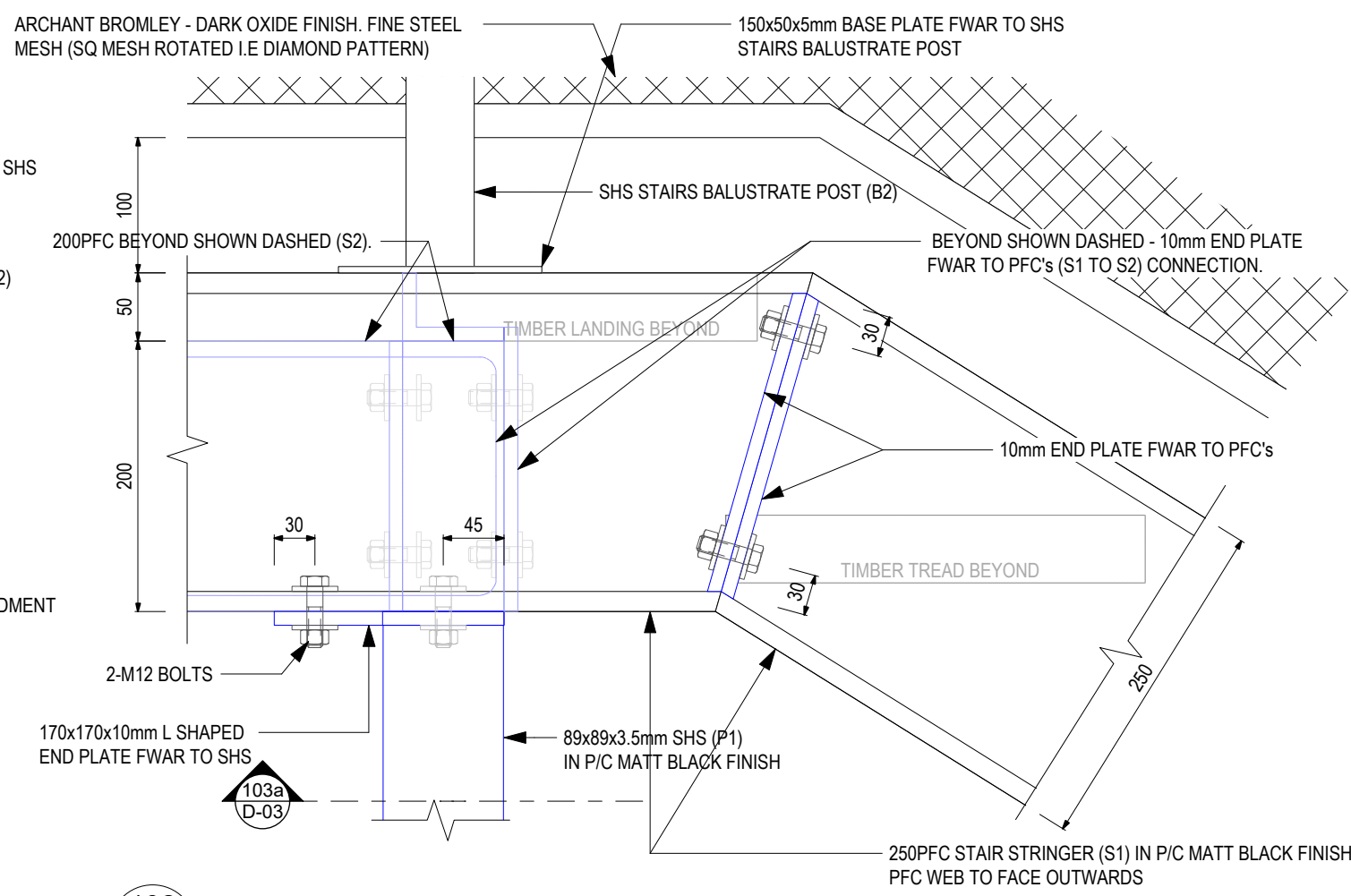
**FWAR** = FILLET WELD ALL ROUND

**NUTS & BOLTS**  
 ALL NUTS & BOLTS TO BE IN BLACK FINISH TO MATCH P/C BLACK STEEL

**STAIRS FINISH**  
 ALL STEEL COMPONENTS TO BE IN POWDER COAT MATT BLACK FINISH.

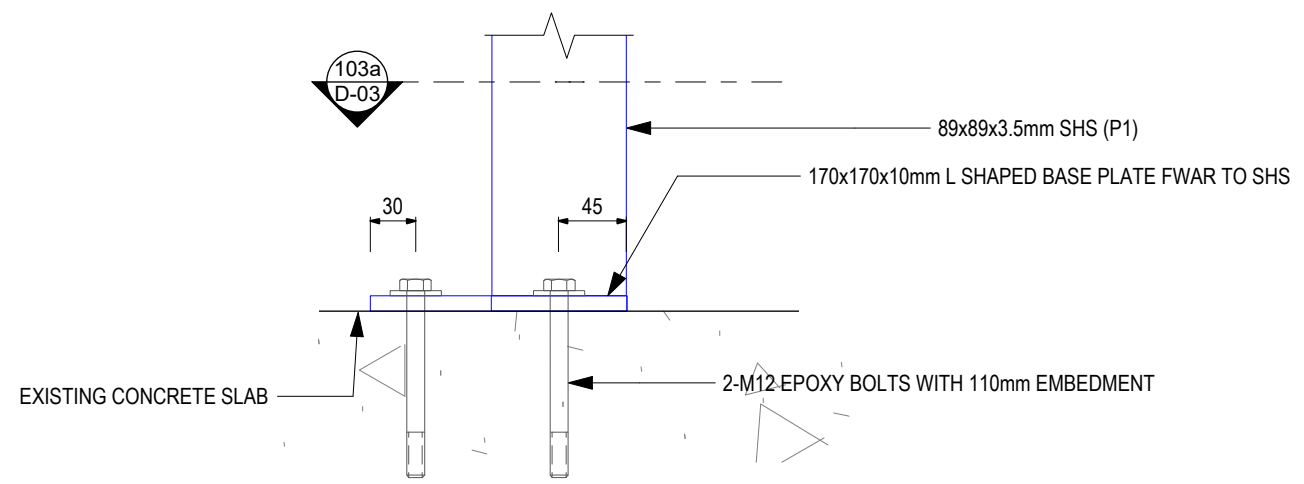
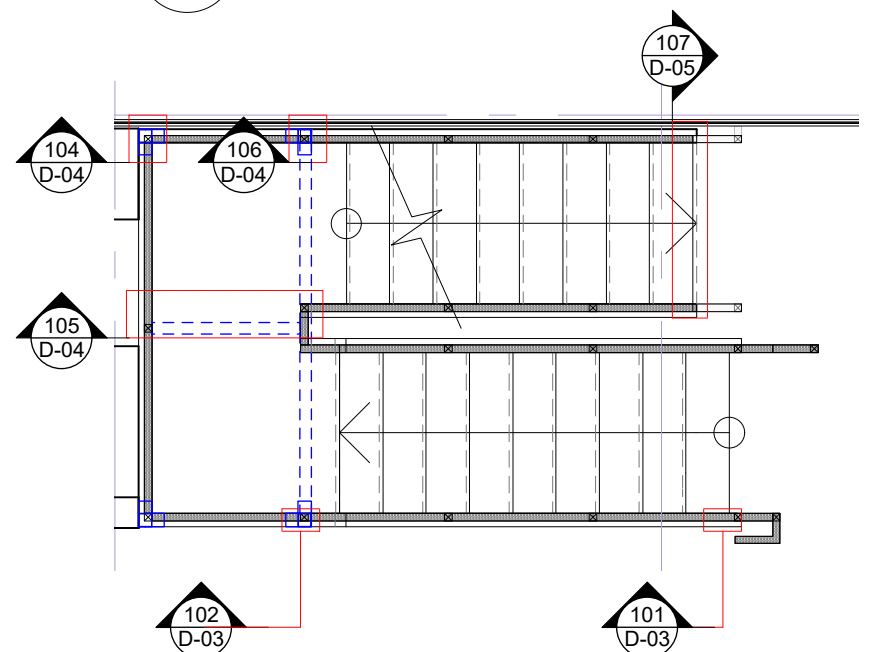


**101** STRINGER TO GROUND FLOOR CONNECTION DETAIL.  
**D-03** Scale: 1:5

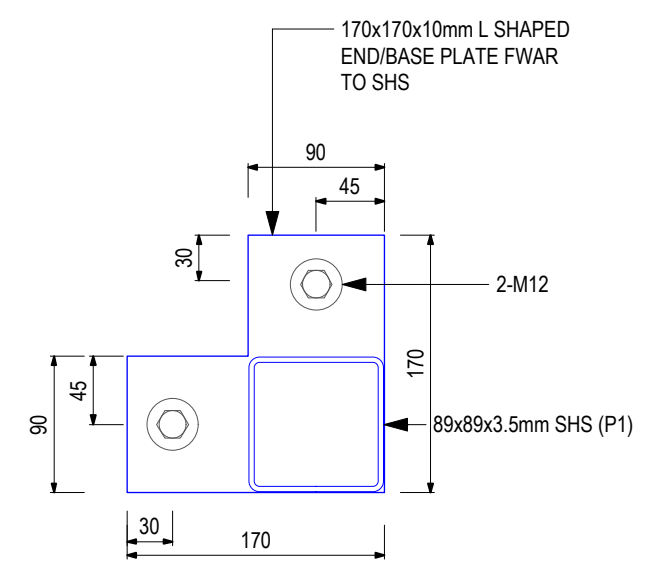


**102** STRINGER TO POST CONNECTION DETAIL.  
**D-03** Scale: 1:5

**1** STAIRS PLAN GND FLOOR  
**D-03** Scale: 1:50



**103** POST TO BASE PLATE FLOOR DETAIL.  
**D-03** Scale: 1:5



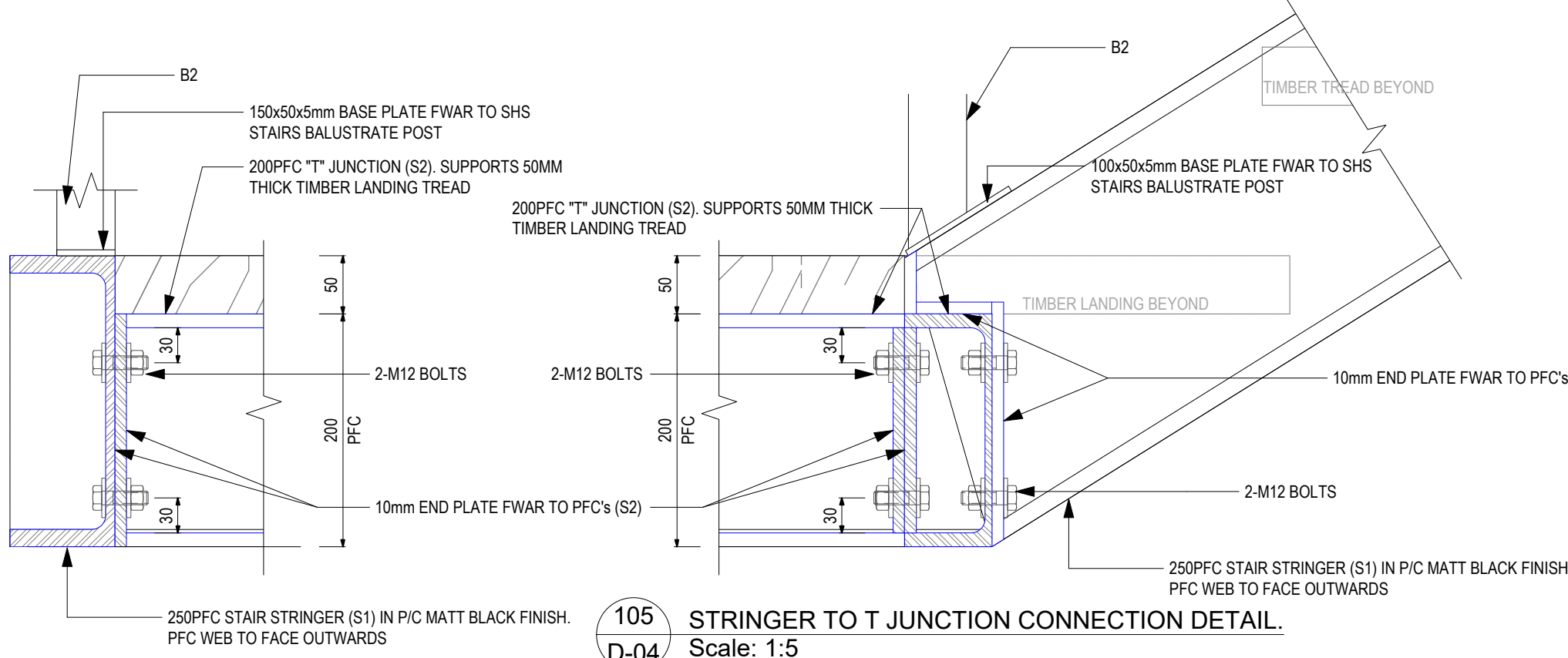
**103a** L SHAPE END/BASE PLATE  
**D-03** Scale: 1:5

**BUILDING CONSENT - 7/9/21**

 BUILDING E. 42 TAWA DRIVE ALBANY, AUCKLAND 0632 Mob: +64 21 959292   www.ellerydesign.co.nz	PROJECT NZMA CARBINE ROAD	DATE: 30/08/21	REVISION	ISSUE
	CLIENT NZMA	SCALE: As noted @A3	DRAWN: TN	PROJECT # 21-24
	DWG STAIRS DETAIL 1	CHKD: ME	DWG # D-03	CLIENT SIGN-OFF:
	SIGN-OFF DATE:			

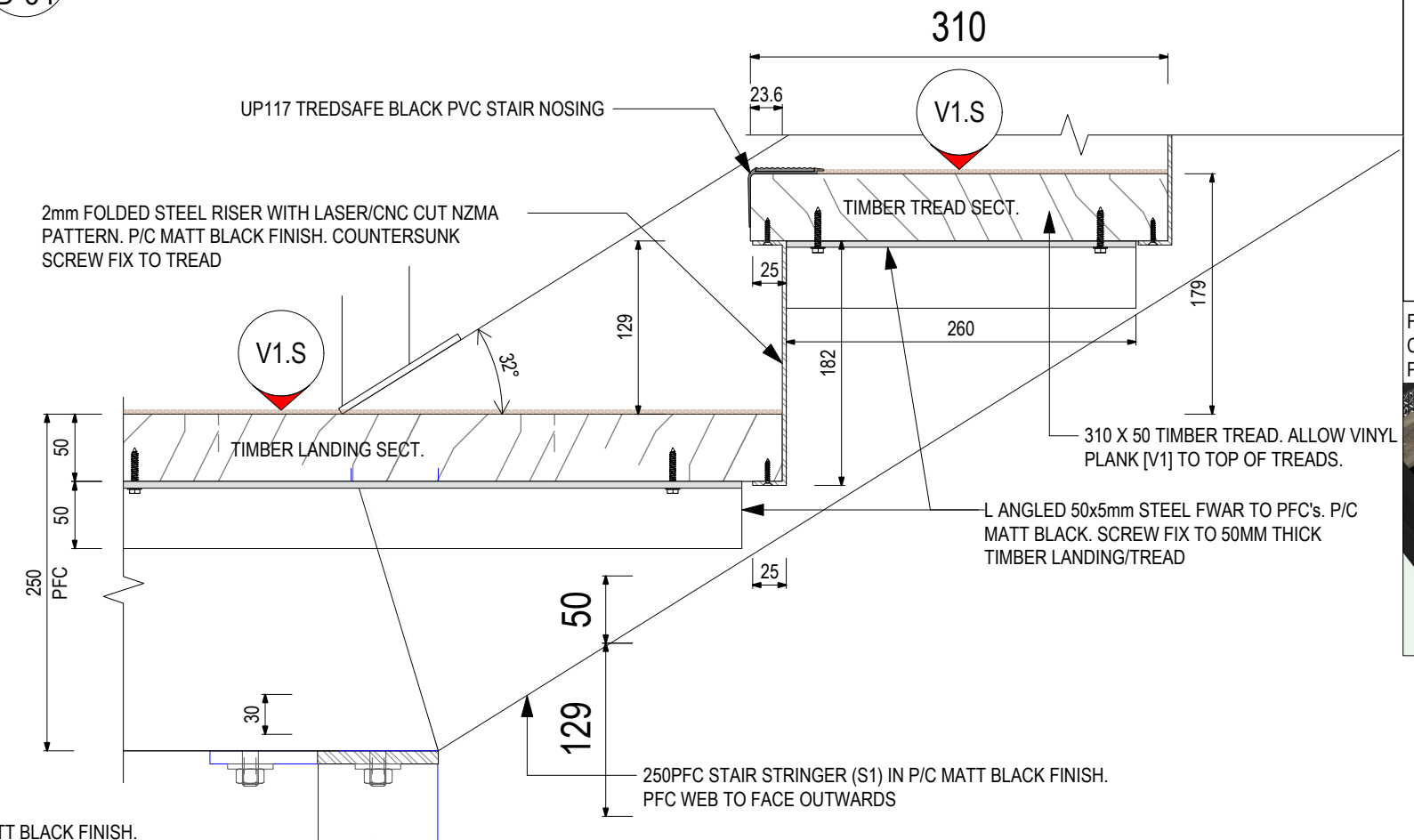
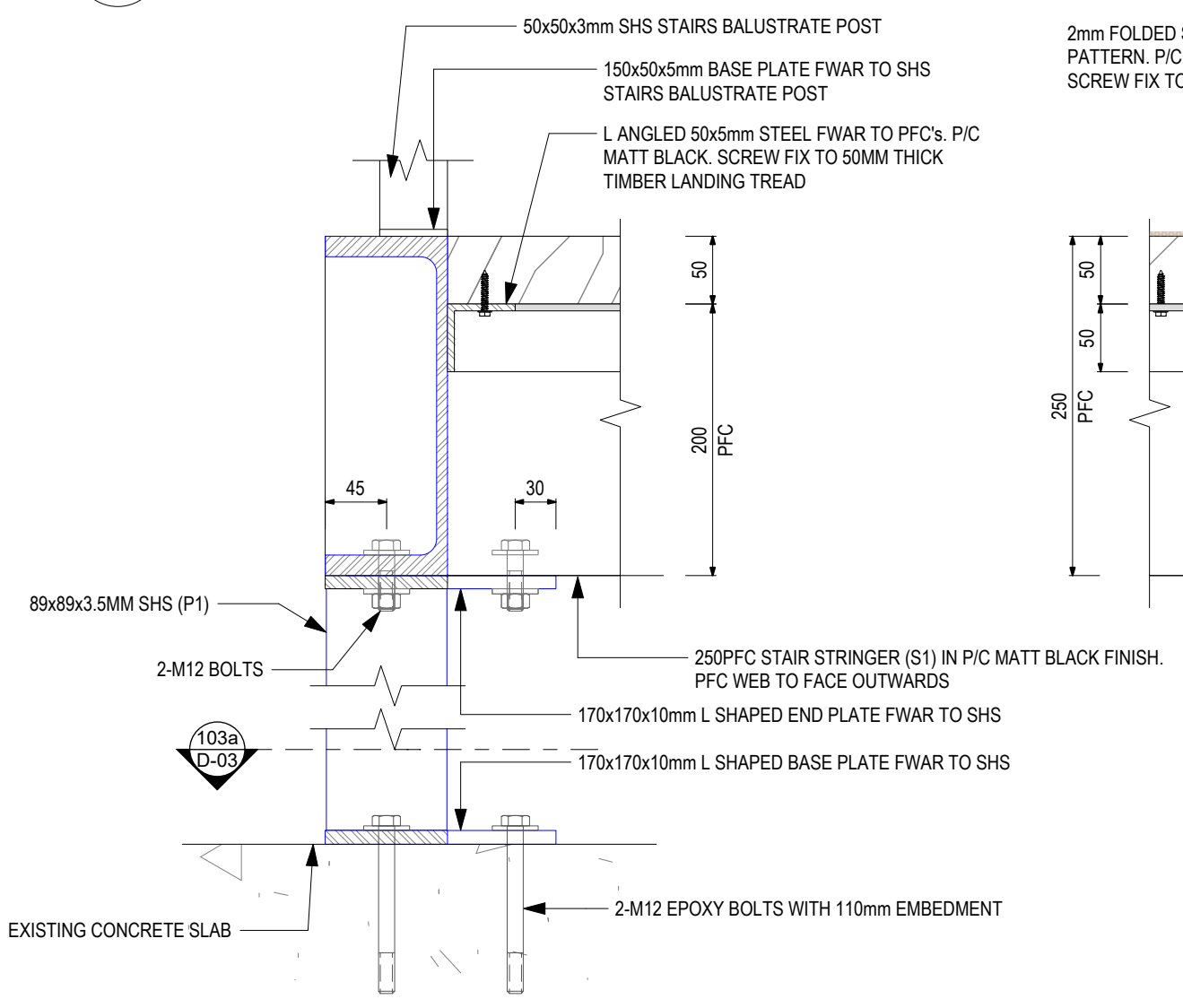
ISSUE	DATE	REVISION
-------	------	----------

These drawings are copyright of Ellery Design Ltd - do not scale this drawing - check all dimensions on site



**105** STRINGER TO T JUNCTION CONNECTION DETAIL.  
D-04 Scale: 1:5

**104** STRINGER TO CORNER POST CONNECTION DETAIL  
D-04 Scale: 1:5



**106** STRINGER TO LANDING SECTION DETAIL  
D-04 Scale: 1:5

FINISHES LEGEND:	
<b>P1</b>	TYPE: PAINT DESIGN: RESENE ZYLONE COLOUR: <b>BLACK</b> FINISH: LOW SHEEN
<b>P2</b>	TYPE: PAINT DESIGN: RESENE ZYLONE COLOUR: <b>WHITE POINTER</b> FINISH: LOW SHEEN
<b>P3</b>	TYPE: PAINT DESIGN: RESENE ZYLONE COLOUR: <b>IRONSAND</b> FINISH: LOW SHEEN
<b>P4</b>	TYPE: PAINT DESIGN: RESENE ZYLONE COLOUR: <b>BOKARA GREY</b> FINISH: LOW SHEEN
<b>V1</b>	VINYL PLANK KARDEAN VAH GOGH - VGW99T Reclaimed Redwood. ANY TRIMS/ EDGING IN BLACK. <b>V1.M</b> = To above & below mirror. <b>V1.S</b> = To Stairs Tread

**NOTES:**  
**P1** = 89x89x3.5mm SHS  
**S1** = 250PFC (250x90) STAIR STRINGER  
**S2** = 200PFC (200x75) STAIR STRINGER  
**B1** = 50x50x5mm SHS  
 BALUSTRADE POST FIXED TO CONCRETRE SLAB  
**B2** = 50x50x5mm SHS  
 BALUSTRADE POST FWAR TO STAIR STRINGER  
**FWAR** = FILLET WELD ALL ROUND  
**NUTS & BOLTS**  
 ALL NUTS & BOLTS TO BE IN BLACK FINISH TO MATCH P/C BLACK STEEL

**STAIRS FINISH**  
 ALL STEEL COMPONENTS TO BE IN POWDER COAT MATT BLACK FINISH.



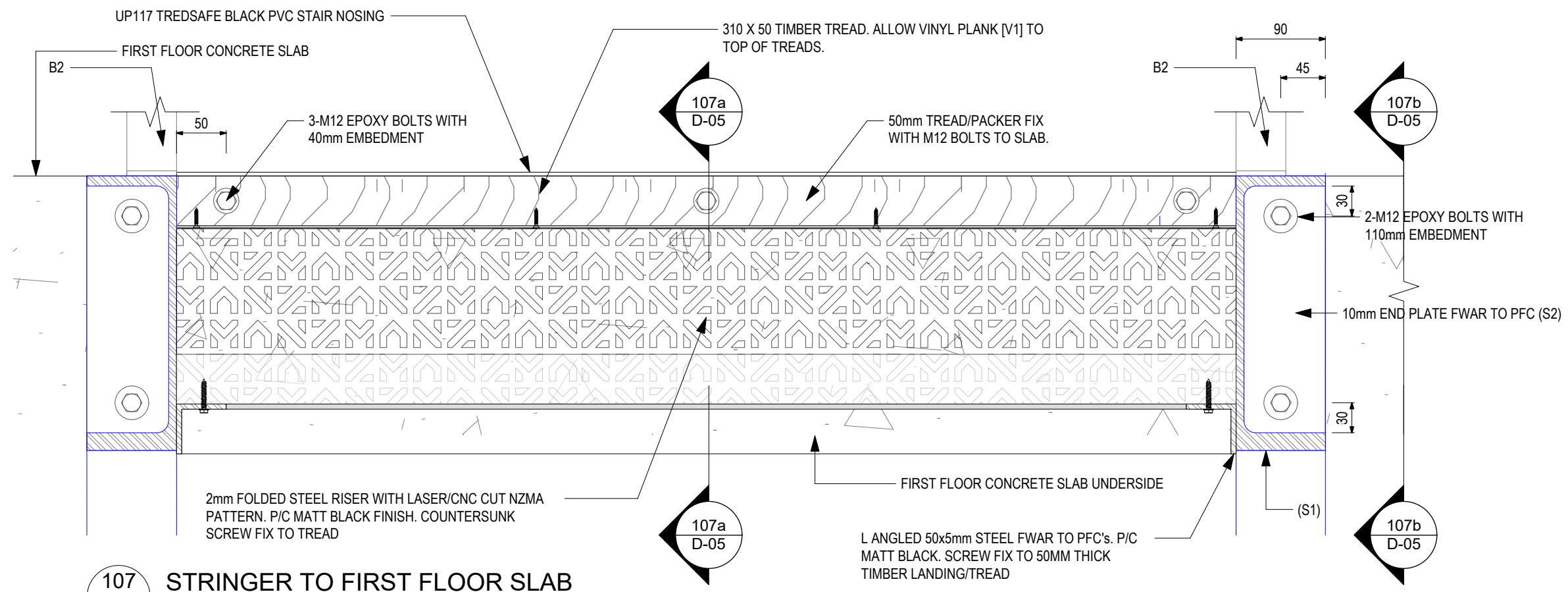
FOLDED STEEL RISER WITH LASER OR CNC CUT NZMA PATTERN CUTOUT. POWDER COAT MATT BLACK FINISH.  
 310 X 50 TIMBER TREAD. ALLOW VINYL PLANK [V1] TO TOP OF TREADS.

**BUILDING CONSENT - 7/9/21**

 BUILDING E. 42 TAWA DRIVE ALBANY, AUCKLAND 0632 Mob: +64 21 959292   www.ellerydesign.co.nz	PROJECT	NZMA CARBINE ROAD	DATE:	30/08/21	REVISION	ISSUE
	CLIENT	NZMA	SCALE:	As noted @A3	PROJECT #	21-24
	DWG	STAIRS DETAIL 2	DRAWN:	TN	CHKD:	ME
					DWG #	D-04

ISSUE	DATE	REVISION

These drawings are copyright of Ellery Design Ltd - do not scale this drawing - check all dimensions on site



**107**  
D-05 **STRINGER TO FIRST FLOOR SLAB**  
Scale: 1:5

FINISHES LEGEND:	
P1	TYPE: PAINT DESIGN: RESENE ZYLONE COLOUR: <b>BLACK</b> FINISH: LOW SHEEN
P2	TYPE: PAINT DESIGN: RESENE ZYLONE COLOUR: <b>WHITE POINTER</b> FINISH: LOW SHEEN
P3	TYPE: PAINT DESIGN: RESENE ZYLONE COLOUR: <b>IRONSAND</b> FINISH: LOW SHEEN
P4	TYPE: PAINT DESIGN: RESENE ZYLONE COLOUR: <b>BOKARA GREY</b> FINISH: LOW SHEEN
V1	VINYL PLANK KARDEAN VAH GOGH - VGW99T Reclaimed Redwood. ANY TRIMS/ EDGING IN BLACK. V1.M = To above & below mirror. V1.S = To Stairs Tread

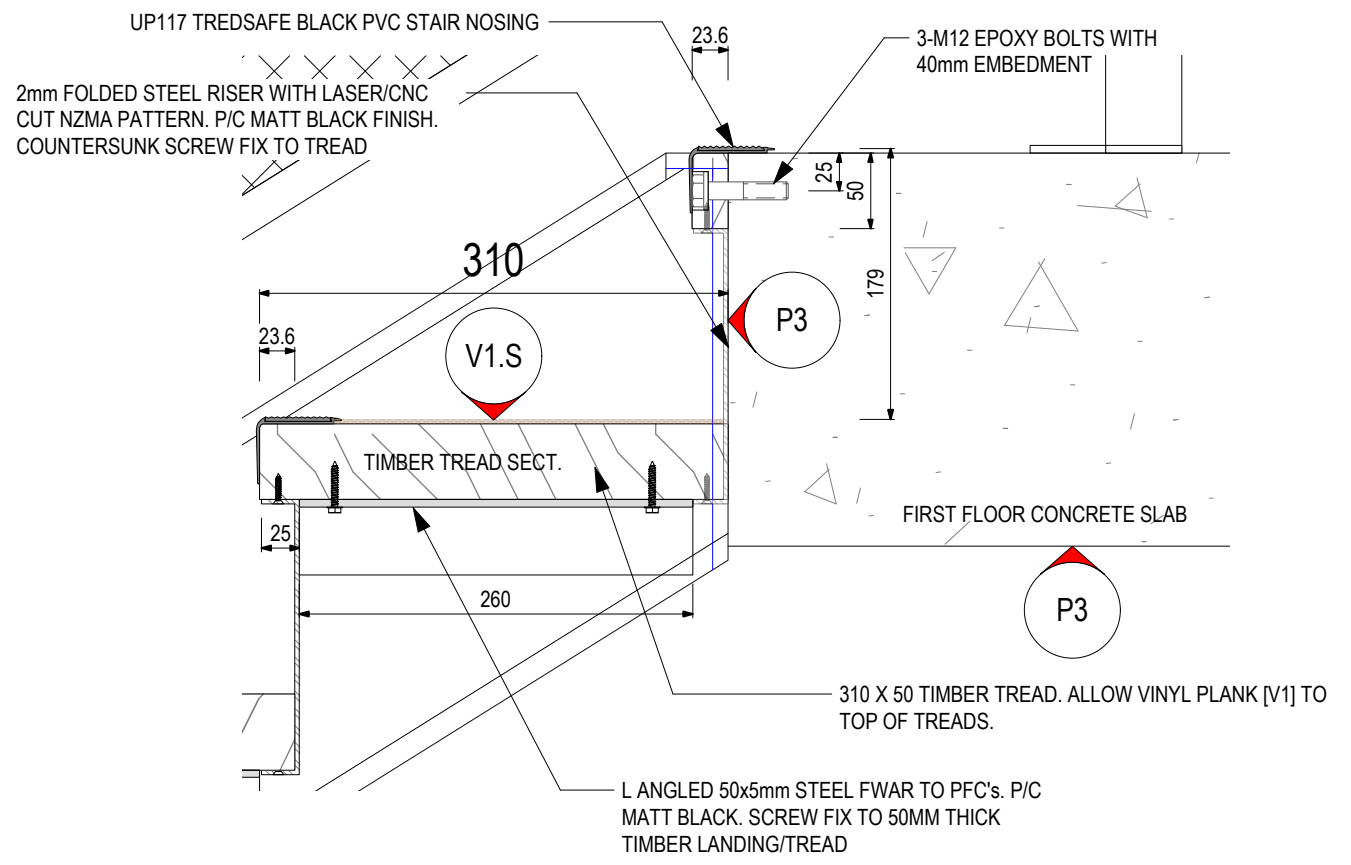

**NOTES:**  
P1 = 89x89x3.5mm SHS  
S1 = 250PFC (250x90) STAIR STRINGER  
S2 = 200PFC (200x75) STAIR STRINGER  
B1 = 50x50x5mm SHS  
BALUSTRADE POST FIXED TO CONCRETRE SLAB  
B2 = 50x50x5mm SHS  
BALUSTRADE POST FWAR TO STAIR STRINGER

**FWAR = FILLET WELD ALL ROUND**

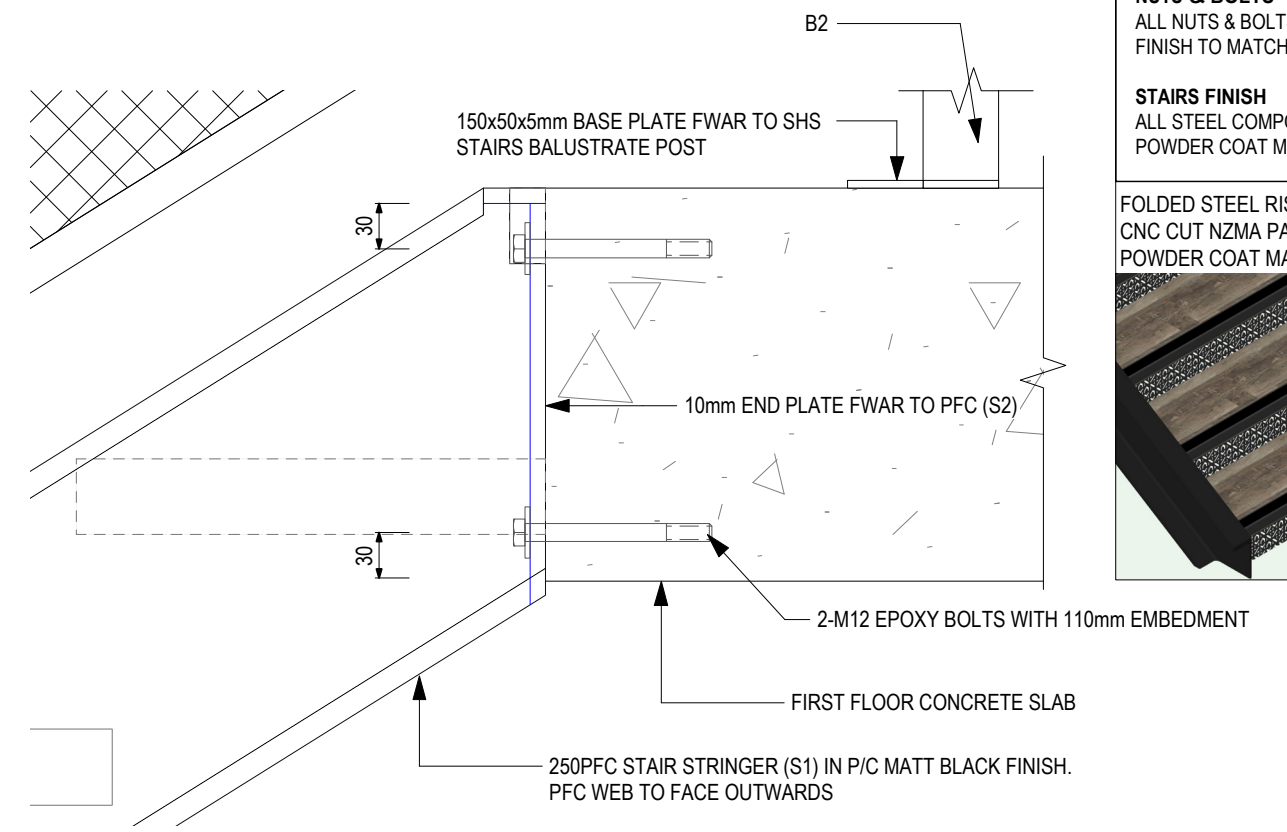
**NUTS & BOLTS**  
ALL NUTS & BOLTS TO BE IN BLACK FINISH TO MATCH P/C BLACK STEEL

**STAIRS FINISH**  
ALL STEEL COMPONENTS TO BE IN POWDER COAT MATT BLACK FINISH.

FOLDED STEEL RISER WITH LASER OR CNC CUT NZMA PATTERN CUTOUT. POWDER COAT MATT BLACK FINISH.



**107a**  
D-05 **SECTION VIEW A**  
Scale: 1:5



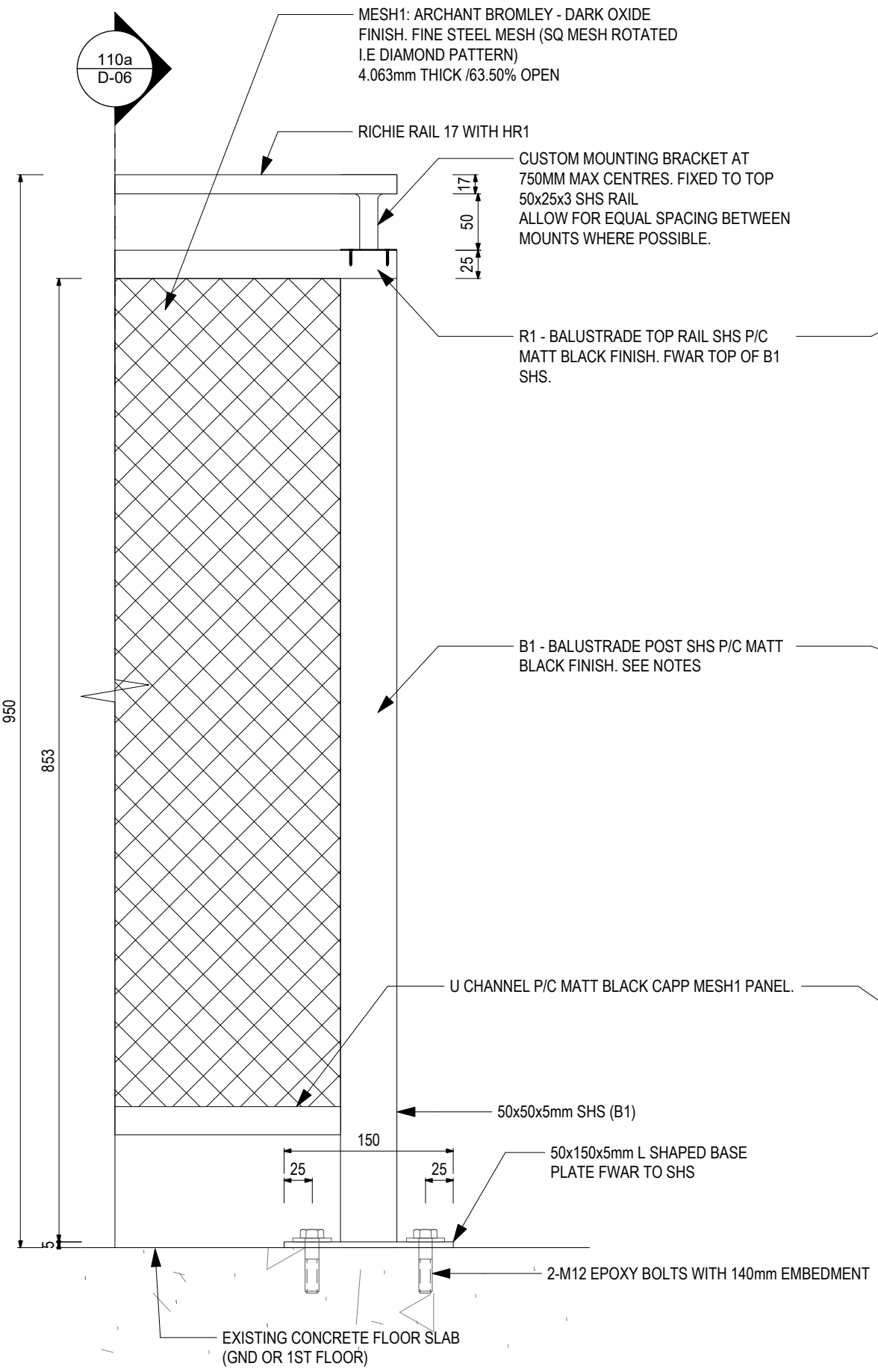
**107b**  
D-05 **SECTION VIEW B**  
Scale: 1:5

**BUILDING CONSENT - 7/9/21**

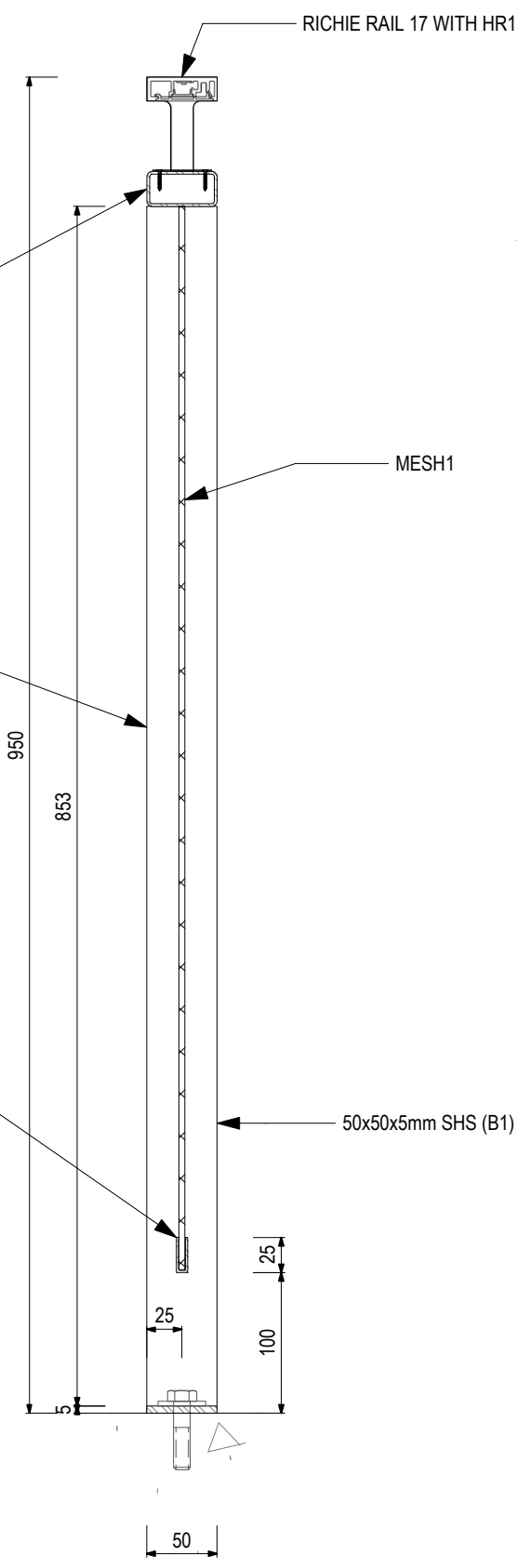
 <small>BUILDING E. 42 TAWA DRIVE ALBANY, AUCKLAND 0632 Mob: +64 21 959292   www.ellerydesign.co.nz</small>	PROJECT	NZMA CARBINE ROAD	DATE:	30/08/21	REVISION	ISSUE
	CLIENT	NZMA	SCALE:	As noted @A3	PROJECT #	21-24
	DWG	STAIRS DETAIL 3	DRAWN:	TN	CHKD:	ME
					DWG #	D-05

ISSUE	DATE	REVISION

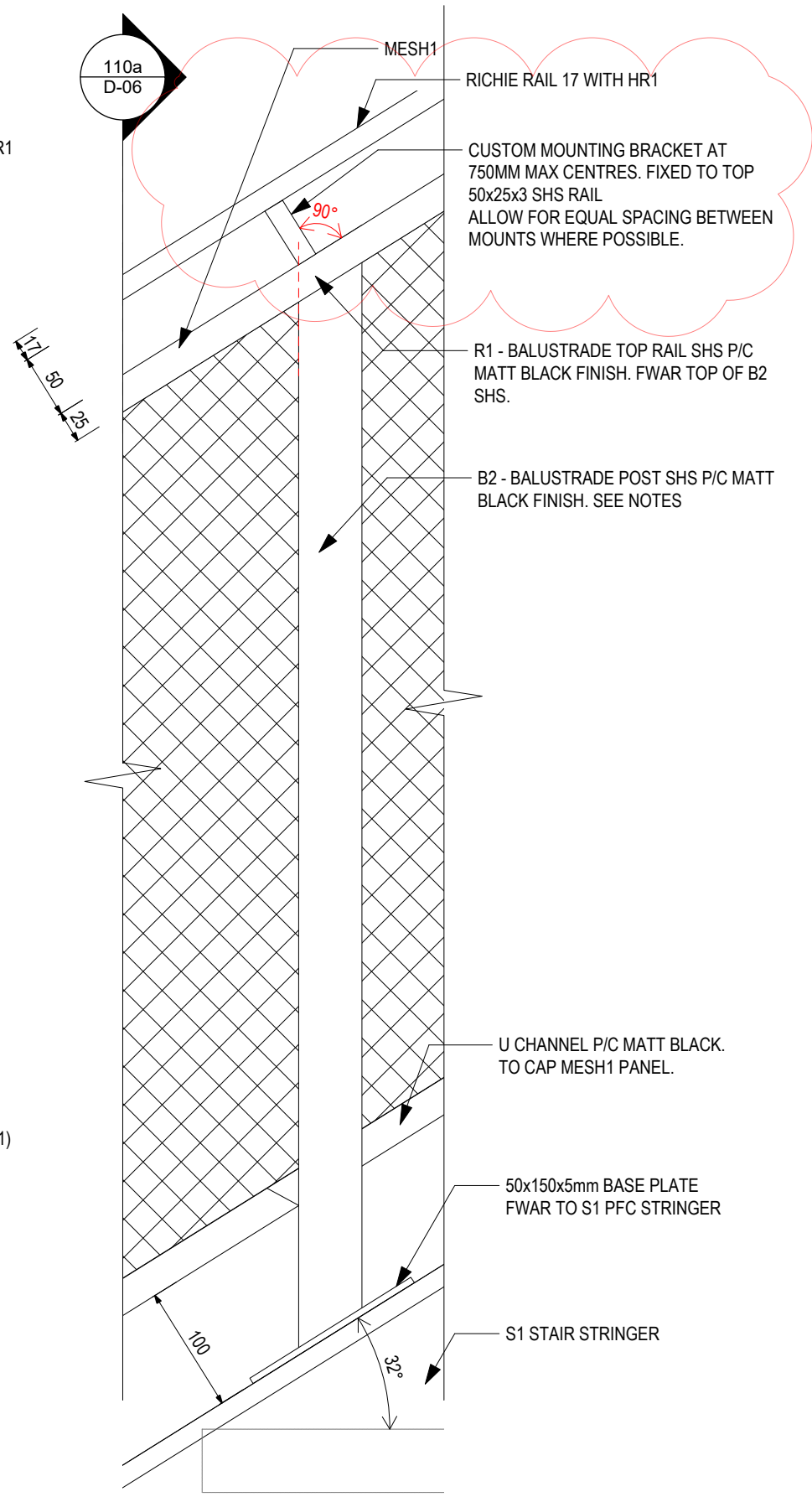
These drawings are copyright of Ellery Design Ltd - do not scale this drawing - check all dimensions on site



110 TYPICAL B1 POST TO FLOOR DETAIL. Scale: 1:5



110a B1 SECTION A Scale: 1:5



111 B2 BALUSTRADE POST TO S1 PFC STRINGER DETAIL. Scale: 1:5

**FINISHES LEGEND:**

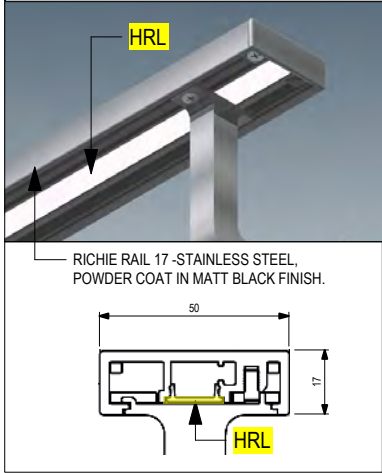
P1	TYPE: PAINT DESIGN: RESENE ZYLONE COLOUR: <b>BLACK</b> FINISH: LOW SHEEN
P2	TYPE: PAINT DESIGN: RESENE ZYLONE COLOUR: <b>WHITE POINTER</b> FINISH: LOW SHEEN
P3	TYPE: PAINT DESIGN: RESENE ZYLONE COLOUR: <b>IRONSAND</b> FINISH: LOW SHEEN
P4	TYPE: PAINT DESIGN: RESENE ZYLONE COLOUR: <b>BOKARA GREY</b> FINISH: LOW SHEEN
V1	VINYL PLANK KARDEAN VAH GOGH - VGW99T Reclaimed Redwood. ANY TRIMS/ EDGING IN BLACK. V1.M = To above & below mirror. V1.S = To Stairs Tread

**NOTES:**  
P1 = 89x89x3.5mm SHS  
S1 = 250PFC (250x90) STAIR STRINGER  
S2 = 200PFC (200x75) STAIR STRINGER  
B1 = 50x50x5mm SHS  
B2 = 50x50x5mm SHS  
BALUSTRADE POST FIXED TO CONCRETRE SLAB  
BALUSTRADE POST FWAR TO STAIR STRINGER

**FWAR = FILLET WELD ALL ROUND**

**NUTS & BOLTS**  
ALL NUTS & BOLTS TO BE IN BLACK FINISH TO MATCH P/C BLACK STEEL

**STAIRS FINISH**  
ALL STEEL COMPONENTS TO BE IN POWDER COAT MATT BLACK FINISH.



**Ellery DESIGN**

PROJECT NZMA CARBINE ROAD

CLIENT NZMA

DWG STAIRS DETAIL 4: BALUSTRADE

DATE: 01/09/21

SCALE: As noted @A3

DRAWN: TN

CHKD: ME

REVISION **A**

PROJECT # 21-24

DWG # D-06

ISSUE

SIGN-OFF DATE:

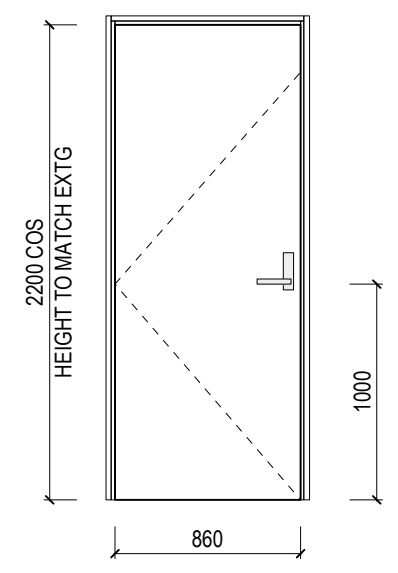
CLIENT SIGN-OFF:

BUILDING E. 42 TAWA DRIVE  
ALBANY, AUCKLAND 0632  
Mob: +64 21 959292 | www.ellerydesign.co.nz

These drawings are copyright of Ellery Design Ltd - do not scale this drawing - check all dimensions on site

A	1/9/21	90° RAIL BRKT. PARALLEL W/PITCHLINE
ISSUE	DATE	REVISION

**BUILDING CONSENT - 7/9/21**

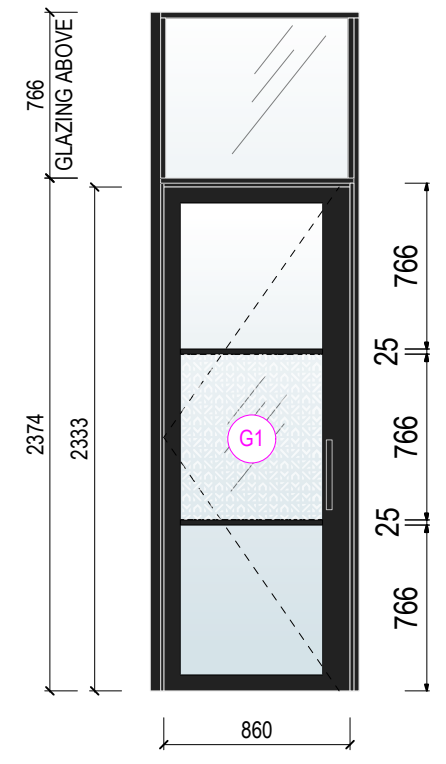


**DOOR NUMBER D-01**

STANDARD 40MM SOLID CORE  
90° SWING DOOR  
SIZE: 2200MM X 860MM W  
**HEIGHT TO MATCH EXTG**

DOOR LEAF PAINT FINISH -  
SEE FINISHES PLAN

SEE PLAN FOR HINGE LOCATION  
(CLASS ROOM DOOR)

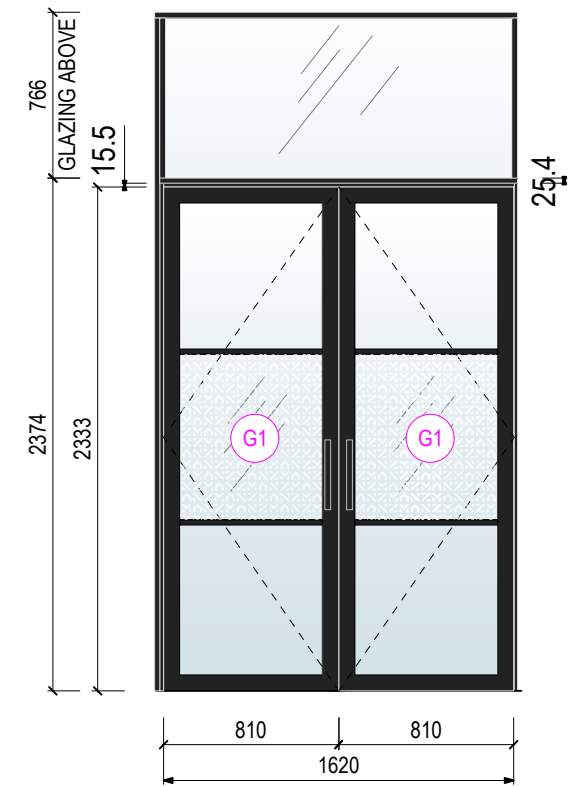


**DOOR NUMBER D-02**

POTTER ALUMINIUM SYSTEMS  
C SERIES 45 - DS SERIES 75MM  
GLASS DOOR RP8S1 SEAL  
90° SWING DOOR

LEAF SIZE: 2333MM H X 860MM W  
FRAME: ALUMINIUM WITH GLAZING  
FINISH: POWDER COAT BLACK

STANDARD FLAT BAR FIXED TO BOTH SIES  
GLAZING - POWDER COAT MATT BLACK.  
SEE PLAN FOR HINGE LOCATION

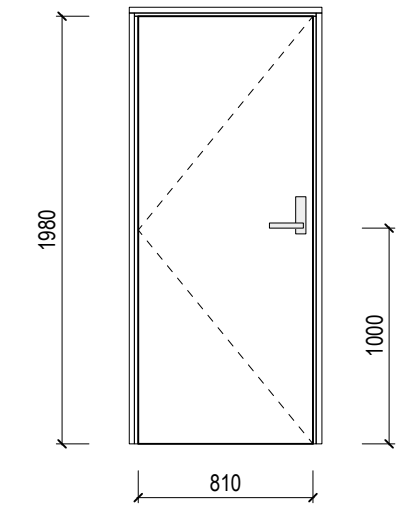


**DOOR NUMBER D-03**

POTTER ALUMINIUM SYSTEMS  
C SERIES 45 - DS SERIES 75MM  
GLASS DOOR RP8S1 SEAL  
90° SWING DOOR DOUBLE

LEAF SIZE: 2333MM H X 1620MM W  
FRAME: ALUMINIUM WITH GLAZING  
FINISH: POWDER COAT BLACK

STANDARD FLAT BAR FIXED TO BOTH SIES  
GLAZING - POWDER COAT MATT BLACK.  
SEE PLAN FOR HINGE LOCATION

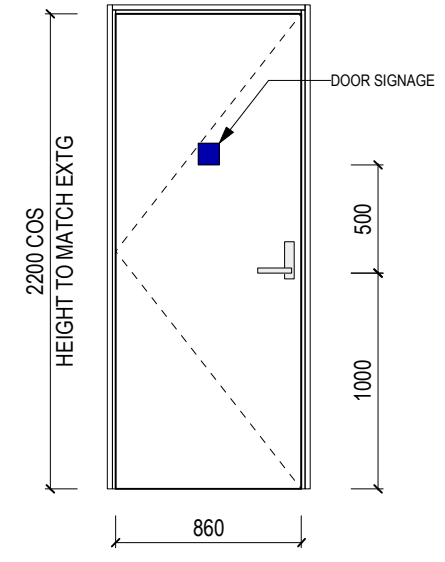


**DOOR NUMBER D-04**

STANDARD 40MM SOLID CORE  
90° SWING DOOR  
SIZE: 1980MM H X 810MM W

DOOR LEAF PAINT FINISH -  
SEE FINISHES PLAN

SEE PLAN FOR HINGE LOCATION  
(SHOWER DOOR)

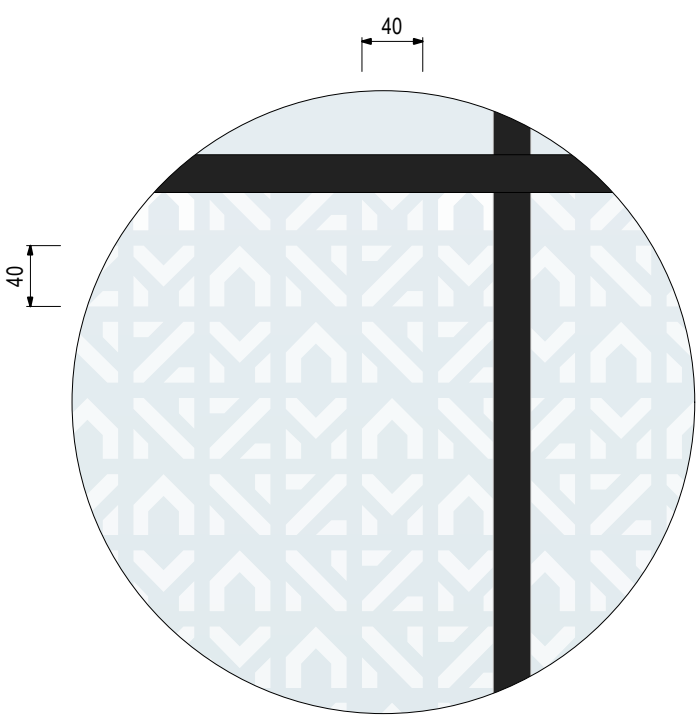


**DOOR NUMBER D-05**

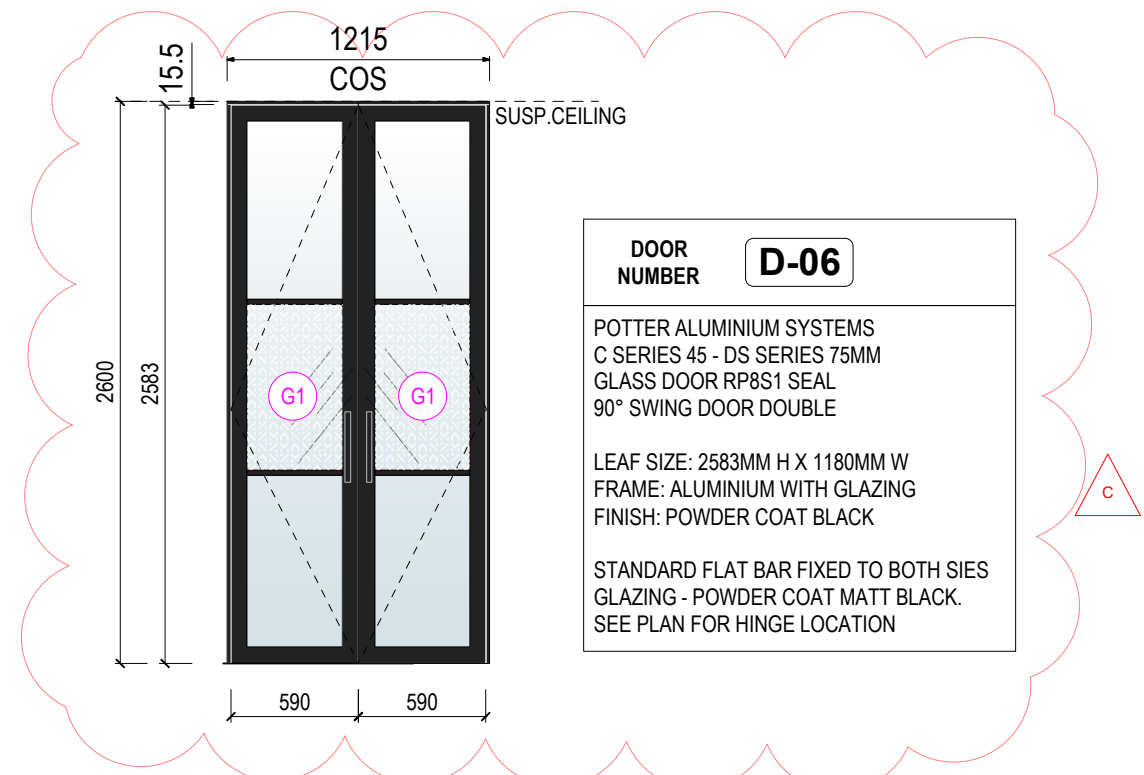
STANDARD 40MM SOLID CORE  
90° SWING DOOR  
SIZE: 2200MM H X 810MM W  
**HEIGHT TO MATCH EXTG**

DOOR LEAF PAINT FINISH -  
SEE FINISHES PLAN

SEE PLAN FOR HINGE LOCATION  
(SHOWER ENTRY DOOR)



**G1 - FROSTED VINYL NZMA**  
Scale: 1:5  
REVERSE CUT (NZMA LETTERS CUTOUT) FROSTED VINYL APPLIED TO INSIDE FACE OF GLAZING



**DOOR NUMBER D-06**

POTTER ALUMINIUM SYSTEMS  
C SERIES 45 - DS SERIES 75MM  
GLASS DOOR RP8S1 SEAL  
90° SWING DOOR DOUBLE

LEAF SIZE: 2583MM H X 1180MM W  
FRAME: ALUMINIUM WITH GLAZING  
FINISH: POWDER COAT BLACK

STANDARD FLAT BAR FIXED TO BOTH SIES  
GLAZING - POWDER COAT MATT BLACK.  
SEE PLAN FOR HINGE LOCATION

ISSUE	DATE	REVISION
C	7/9/21	D-06 & G1 ADDED
B	10/8/21	ALL DOORS UPDATED, ADDED.
A	15/6/21	D03 GLAZED DOOR P/C BLK. +25 BARS.

**BUILDING CONSENT - 7/9/21**

	PROJECT	NZMA CARBINE ROAD	DATE:	07/09/21	REVISION	<b>C</b>	ISSUE
	CLIENT	NZMA	SCALE:	NTS@A3	PROJECT #	21-24	SIGN-OFF DATE:
	DWG	DOOR SCHEDULE	DRAWN:	TN	DWG #	E-00	CLIENT SIGN-OFF:
	CHKD:	ME	ISSUE	DATE	REVISION		

BUILDING E. 42 TAWA DRIVE  
ALBANY, AUCKLAND 0632  
Mob: +64 21 959292 | www.ellerydesign.co.nz

These drawings are copyright of Ellery Design Ltd - do not scale this drawing - check all dimensions on site